

# Experiences With, Perceptions, and Expectations of Law Enforcement and Support for Police Reform Efforts:

*Results of a CSUF Campus Community Survey administered on behalf of CSUF PD Chief's Advisory Board*

## Submitted To:

**Dr. Christie Gardiner**  
*Professor*  
Department of Criminal Justice

**Dr. Gregory Chris Brown**  
*Associate Professor*  
Department of Criminal Justice

**Dr. LaTosha Traylor**  
*Assistant Professor*  
Department of Sociology



## Submitted By:

**Laura Gil-Trejo, MA, MPH**  
*Director*

**Frederick Rose, MPH**  
*Operations Coordinador*

**Rachel Peterson**  
*Assistant Project Manager*



## CONTENTS

EXECUTIVE SUMMARY .....	7
INTRODUCTION .....	9
RESULTS .....	10
Sample Demographics .....	10
Table 1. Primary Identification of Survey Respondents.....	10
Table 2. College Affiliation of Survey Respondents .....	11
Table 3. Age of Survey Respondents.....	11
Figure 1. Gender Distribution of Survey Sample.....	12
Table 4. Race/Ethnic Identification of Survey Completers .....	12
Figure 2. Annual Household Income of Survey Respondents .....	13
Table 5. What law enforcement agency would respond if you called 911 from your residence? .....	13
Figure 3. Level of Perceived Crime in Respondents' Neighborhoods .....	14
Personal Experiences with Law Enforcement .....	14
Figure 4. Percent of respondents who are/were in LE or who have friends/family who are/were LE officers .....	15
Figure 5. Number of times respondents have had contact with police .....	16
Figure 6. Under what circumstances have you had contact with an officer during your lifetime? ...	17
Figure 7. Thinking of the officers you have had contact with, which agency or agencies did they work for? .....	18
Figure 8. How would you describe your encounter(s) with police? .....	19
Figure 9. Indicate whether an officer has ever... ..	20
Figure 10. From which departments have respondents experienced negative verbal interactions? .....	21
Figure 11. From which departments have respondents experienced displays of suspicion? .....	22
Figure 12. From which departments have respondents experienced threat of arrest? .....	23
Figure 13. From which departments have respondents experienced threat of bodily harm?.....	24
Figure 14. Perceived reasonableness of nine police officer behaviors.....	25
Figure 15. % of respondents who have experienced a negative verbal interaction with a police officer .....	26
Figure 16. % of respondents who experienced displays of suspicion by a police officer .....	27
Figure 17. % of respondents who have ever experienced threat of arrest .....	28
Figure 18. % of respondents who have ever experienced threat of bodily harm .....	29
Perceptions of Police Officers .....	29
Figure 19. Police promptly respond to calls for assistance.....	30

Figure 20. % strongly agreeing with statement CSUF PD promptly respond to calls for assistance .. 31

Figure 21. Police are effective in resolving problems that really concern people..... 32

Figure 22. % strongly agreeing with statement: CSUF PD are effective in resolving problems that really concern people..... 33

Figure 23. Police are doing a good job working together with community members to solve local problems ..... 34

Figure 24. % strongly agreeing with statement: CSUF PD are doing a good job working together with community members to solve local problems..... 35

Figure 25. Police enforce laws consistently amongst all people in their jurisdiction ..... 36

Figure 26. % strongly agreeing with statement: CSUF PD enforce laws consistently amongst all people in their jurisdiction ..... 37

Figure 27. Police are doing a good job treating all community members with dignity and respect.. 38

Figure 28. % strongly agreeing with statement: CSUF PD are doing a good job treating all community members with dignity and respect..... 39

Figure 29. Police take time to listen to people ..... 40

Figure 30. % strongly agreeing with statement: CSUF PD take time to listen to people..... 41

Figure 31. Police explain their decisions to people they deal with ..... 42

Figure 32. % strongly agreeing with statement: In general, CSUF UPD explain their decisions to people they agree with ..... 43

Figure 33. Police are doing a good job being transparent with the people ..... 44

Figure 34. % strongly agreeing with statement: In general, CSUF UPD are doing a good job being transparent with the people in their jurisdiction ..... 45

Figure 35. Police use the right amount of force for each situation ..... 46

Figure 36. % strongly agreeing with statement: In general, CSUF UPD use the right amount of force for each situation ..... 47

Figure 37. Police are held accountable ..... 48

Figure 38. % strongly agreeing with statement: In general, CSUF UPD are held accountable for their actions ..... 49

Figure 39. Police are honest..... 50

Figure 40. % strongly agreeing with statement: In general, CSUF UPD are honest ..... 51

Figure 41. I am likely to provide information to the police to help them find a suspected criminal . 52

Figure 42. % strongly agreeing with statement: I am likely to provide information to CSUF UPD to help them find a suspected criminal..... 53

Figure 43. In general, I feel comfortable speaking to a uniformed police officer ..... 54

Figure 44. % strongly agreeing with statement: In general, I feel comfortable speaking to a CSUF UPD uniformed police officer ..... 55

Figure 45. How many officers do you think engage in corrupt behavior?.....	56
Figure 46. % who feel that "most" police officers engage in corrupt behavior.....	57
Figure 47. How Many Officers do you Think Abuse Their Power? .....	58
Figure 48. % who feel that "most" police officers abuse their power .....	59
Figure 49. How many officers do you think engage in biased policing against minorities? .....	60
Figure 50. % who feel most police officers engage in biased policing.....	61
Figure 51. Overall, my opinion of police is.....	62
Figure 52. % whose opinion of CSUF UPD is "very positive" .....	63
Figure 53. I generally feel safe walking around at night .....	64
Figure 54. % who "strongly disagree" that they generally feel safe walking at night around the CSUF campus .....	65
Figure 55. % who "strongly agree" that they generally feel safe walking at night around the CSUF campus .....	66
Expectations of Police Officers .....	66
Figure 56. How important is it that police/sheriff's department respond to an active shooter situation? .....	66
Figure 57. How important is it that police investigate crime?.....	67
Figure 58. How important is it that police enforce drug and alcohol laws?.....	67
Figure 59. How important is it that police enforce traffic laws? .....	68
Figure 60. How important is it that police enforce public health regulations?.....	69
Figure 61. How important is it that police enforce municipal (city) codes or campus ordinances? ..	69
Figure 62. How important is it that police ensure safety of community? .....	70
Figure 63. How important is it that police maintain a constant visible presence to deter crime? ....	70
Figure 64. How important is it that police provide support for large events? .....	71
Figure 65. How important is it that police respond to mental health crisis call for services?.....	72
Figure 66. How important is it that police respond to calls for service that involve potentially suicidal persons? .....	72
Figure 67. How important is it that police assist individuals in need with non-emergency issues? ..	73
Figure 68. How important is it that police provide educational programs?.....	74
Figure 69. How important is it that police host outreach events? .....	74
Figure 70. How important is it that police provide safety escorts?.....	75
Figure 71. How important is it that police inform community of crime trends?.....	76
Figure 72. How important is it that police maintain a social media presence to communicate with community? .....	76

Figure 73. How important is it that police have sworn (armed) officers? .....	77
Figure 74. How important is it that CSUF PD... .....	78
Perceptions about Police Reform .....	78
Figure 75. How would you rate your support for current police reform efforts? .....	79
Figure 76. % of respondents who "strongly support" current police reform efforts .....	80
Figure 77. Support for various measures to reduce deadly force encounters .....	81
Figure 78. % who "strongly" support cutting funds to police departments to fund social services... ..	82
Figure 79. % "strongly support" hiring officers from more diverse backgrounds .....	83
Figure 80. % "strongly" support outfitting all officers with body worn cameras .....	84
Figure 81. % "strongly" support implementing an early warning system to identify problem officers .....	85
Figure 82. Characteristics related to support for banning the use of no-knock warrants.....	86
Figure 83. % "strongly" support narrowing the application of qualified immunity.....	87
Figure 84. % "strongly" support decertifying officers for misconduct.....	88
Figure 85. % "strongly" support requiring agencies to report names of fired officers to national database.....	89
Figure 86. % "strongly" support for requiring officers to carry personal liability insurance .....	90
Figure 87. % "strongly" support dis-arming the police .....	91
Figure 88. Should police officers be required to earn a college degree? .....	92
Figure 89. % who believe a BA should be required for becoming a police officer .....	93
Figure 90. How respondents classify the job of police officers .....	94
Figure 91. Messages respondents received about police officers when they were children.....	94
Figure 92. Characteristics of respondents whose parents taught them mixed messaging about police officers.....	95
Figure 93. Laws are made to be broken.....	96
Figure 94. % "strongly" disagree laws are meant to be broken .....	97
Figure 95. Do you think deaths of Black Americans during encounters with police in recent years are... ..	98
Figure 96. % who believe deaths of black Americans during encounters with police in recent years are signs of a broader problem.....	99
Figure 97. Is it possible to be anti-racist and still support the police/the institution of policing? ...	100
Figure 98. % Yes, it is possible to be anti-racist and still support police .....	101
Figure 99. I would describe my support for the social justice movement as... ..	102
Figure 100. I would describe my support for the social justice movement as highly supportive ....	103

SUMMARY ..... 103

Appendix A..... 107

    Survey of CSU Fullerton Community Members’ Perceptions of Law Enforcement..... 107

Appendix B ..... 124

    Table 6. Population and Survey Sample Totals by Gender ..... 124

    Table 7. Population and Survey Sample Totals by College ..... 124

## EXECUTIVE SUMMARY

---

The Social Science Research Center (SSRC) at CSUF was contracted by researchers at CSUF along with the University Police (UPD) to administer an online survey to a sample of CSUF students, faculty, and staff in the early spring of 2021. The broad goal of the survey was to assess the campus community members' perceptions of law enforcement (LE), past experiences with LE, and levels of support for police reform. Between February 4<sup>th</sup> and March 1<sup>st</sup>, 2021, 1,445 surveys, a response rate of 11.0%, were completed. While the executive summary highlights the study's overall findings, it is important to note that several of these general findings exhibit interesting differences based on the demographic characteristics of the respondents. While some of these differences are noted here, a discussion of the majority of these are saved for the remainder of the report. Looking at the sample as a whole, the results of the survey find that:

- 46.1% of the survey sample has some affiliation with law enforcement (LE). That is they were/are in law enforcement themselves or have a friend(s)/family in law enforcement.
- The largest proportion of respondents has had contact with a police officer between 1 and 3 times.
- The most common reason for coming into contact with a police officer is being pulled over for traffic enforcement purposes, being assisted during a car accident/disabled vehicle, or during a casual conversation during a community event.
- Respondents were most likely to have come into contact with officers from their neighborhoods, followed by officers from other LE agencies, and CSUF UPD officers.
- Asked to rate their interaction with the police they came in contact with, respondents gave the most favorable ratings to CSUF UPD, followed by police in their neighborhood and other law enforcement officers.
- Asked whether they had experienced 14 different types of officer behaviors, the majority of respondents indicate an officer has treated them with dignity/respect, has explained the reason for their actions, and has offered them useful/needed resources.
- Negative experiences with law enforcement were far less common, but still present in the study sample. For example, 10.2% of the survey sample has had a gun pointed at them and/or had bodily harm used against them to the point that they required medical attention. Black respondents were more likely than respondents who identified as Hispanic/Latinx, Asian or White to have experienced this type of behavior. Men and those of other genders were more likely to have been exposed to this behavior relative to women. Thirty five to 44 year olds were more likely to have experienced this behavior than respondents in older and younger age categories. Interestingly, those with an affiliation to (LE) were more likely to have experienced this behavior than those without this affiliation.
- Across 17 different criteria, respondents rate CSUF UPD more favorably than police in their neighborhood, police in Southern California, and U.S. police in general.
- 62.0% of the survey sample reports feeling safe walking around campus at night. However, women and those of other genders report feeling less safe than men doing so. White respondents feel safer walking the CSUF campus than do Hispanic/Latinx, Asian, and African American respondents. Students feel less safe walking around campus at night than do faculty, staff and administrators.
- Respondents feel it is most important that CSUF UPD officers respond to active shooter situations, ensure the safety of the community, and investigate crimes. They

felt it least important that campus police assist individuals with non-emergency issues, host outreach events, and provide educational efforts.

- Nearly half of survey respondents support current police reform efforts.
- When looking at strategies that might serve to reduce deadly force encounters with police, survey completers are most supportive of increased de-escalation training for officers, outfitting all officers with body-worn cameras, and implementation of an early warning system to identify problem officers. They were least supportive of dis-arming officers, reducing police budgets and requiring officers to carry personal liability insurance.

- Nearly 50% of survey completers received positive messaging about police officers from their parents when they were children, while nearly a third received mixed messaging and less than 5% received negative messaging.
- Nearly half of the survey sample believes the deaths of Black Americans during encounters with police in recent years points to a larger problem.
- The majority of survey completers feel it is possible to be anti-racist and support the institution of policing at the same time.
- Finally, nearly half of the sample is “highly supportive” of the social justice movement.



## INTRODUCTION

---

Recently, multiple incidents involving the use of force by police officers have caused the public, and in turn elected officials, to call for increased transparency and accountability in police activities as well as major police reform. Researchers at California State University, Fullerton (CSUF), along with the CSUF University Police Department (UPD), were interested in learning about campus community members' perceptions of law enforcement (LE), past experiences with LE, and levels of support for police reform. More specifically, researchers at CSUF sought to: (1) determine how campus community members perceive LE (including U.S. LE in general, LE in Southern California, their neighborhood police, and CSUF UPD) and whether perceptions vary by race/ethnicity, gender, age, socio-economic status (SES), or prior contact with LE; (2) identify the tasks/activities campus community members expect LE to perform; (3) describe campus community members' previous experiences with LE; and (4) ascertain campus community members' support for various police reforms and whether support varies by race/ethnicity, gender, age, SES, or prior contact with LE.

To this end, the Social Science Research Center (SSRC) at CSUF was contracted to administer an online survey to a sample of CSUF community members in the early spring of 2021. The population of inference for the current study is all CSUF students, faculty, and staff. Given that CSUF students are frequently solicited to complete various university-related surveys throughout the year, a sampling approach was chosen over a census to minimize survey fatigue among students and prevent a lowered response rate. To accomplish this, the CSUF Office of Assessment and Institutional Effectiveness furnished the SSRC with a file containing the email addresses of a randomly selected 20% of the CSUF student body. In total, 7,709 students were contained in this list. Given the historically tense relationship between LE and certain sub-populations, the research team wanted to ensure that these populations had a chance to express their insights and opinions through this survey. To accomplish this, a generic survey link was shared with the directors of various affinity groups on campus to circulate with their student members as well as student leaders of 25 student clubs associated with the affinity groups. These affinity groups included:

- BSU (AARC)
- Latinx Community Resource Center (LCRC)
- Asian/Pacific American Resource Center
- LGBTQ
- Dreamers
- Male Student Initiative
- Guardian Scholars
- Project Rebound
- Veterans
- ASI Leaders
- Student Athletes
- Students living on campus
- Campus majors with the highest proportion of Pell Grant recipients, first generation students, and underrepresented minorities (CHIC, CRJU, HUSR, SOCI, and SPAN).

A census approach was utilized to survey faculty and staff. To accomplish this, the Department of Human Resources, Diversity, and Inclusion (HRDI) furnished the SSRC with a comprehensive list of all

CSUF faculty and staff working for the state. This list, containing 3,556 email addresses, served as the sample frame for the current study. Additionally, an anonymous link was sent to 25 student clubs associated with at least one of the affinity groups listed. It should be noted that staff working for the CSUF Auxiliary Services Corporation (ASC) were not included in this list.

Researchers at CSUF designed the survey (See Appendix A for reproduction of survey) and SSRC staff programmed it into Qualtrics. The survey was administered between February 4<sup>th</sup> and March 1<sup>st</sup>, 2021. In total, 1,445 surveys were completed. Of the 7,709 students who were randomly selected to participate in the survey, 545 (7.1%) completed it. Of the 3,556 faculty invited to participate, 653 (18.4%) submitted responses. Finally, 237 students and 9 faculty/staff ( $n = 246$ ) completed via anonymous link. The margin of error for the population estimates was plus or minus 2.79 percentage points with a confidence level of 95%. However, the margin of error was wider for sub-population estimates.

While the sample as a whole is roughly representative of the population from which it was drawn, there are some exceptions. Specifically, females and those affiliated with the College of Humanities and Social Sciences are overrepresented in the study sample. In order to address these imbalances, the survey sample was weighted by gender and college affiliation when producing population estimates. A description of the discrepancy between the population and survey sample, along with the weighting procedures used, can be found in Appendix B. The remainder of the report details the results of the survey starting with respondent demographics.

## RESULTS

---

### Sample Demographics

As shown in Table 1, over half of the survey sample consists of students ( $n = 782$ ; 54.2%), followed by staff ( $n = 326$ ; 22.6%) and faculty ( $n = 289$ ; 20.0%). Forty-seven individuals (3.3%) in the survey sample identify as administrators.

**Table 1. Primary Identification of Survey Respondents**

<i>Category</i>	<b>Count</b>	<b>%</b>
<b><i>Student</i></b>	782	54.2
<b><i>Staff</i></b>	326	22.6
<b><i>Faculty</i></b>	289	20.0
<b><i>Administrator</i></b>	47	3.3
	1,444	100.0

As displayed in Table 2, the largest percentage of survey respondents ( $n = 465$ ; 40.0%) are affiliated with the College of Humanities and Social Sciences, while the next largest proportions belong to the Colleges of Health and Human Development ( $n = 168$ ; 14.5%) and Business and Economics ( $n = 137$ ; 11.8%). These three colleges are also the largest three colleges in the CSUF campus.

**Table 2. College Affiliation of Survey Respondents (Staff not Included)**

<i>College</i>	<b>Count</b>	<b>%</b>
<b><i>Humanities and Social Sciences</i></b>	465	40.0
<b><i>Health and Human Development</i></b>	168	14.5
<b><i>Business and Economics</i></b>	137	11.8
<b><i>Natural Science and Mathematics</i></b>	95	8.2
<b><i>Communications</i></b>	80	6.9
<b><i>Arts</i></b>	77	6.6
<b><i>Education</i></b>	69	5.9
	1,162 <sup>1</sup>	100.0

The largest proportion of the survey sample is made up of 17-24 ( $n = 564$ ; 39.4%) year-olds, followed by 25-34 year-olds ( $n = 263$ ; 18.4%). This finding reflects the fact that the majority of the survey sample is comprised of students. The remainder of the age distribution is depicted in Table 3.

**Table 3. Age of Survey Respondents**

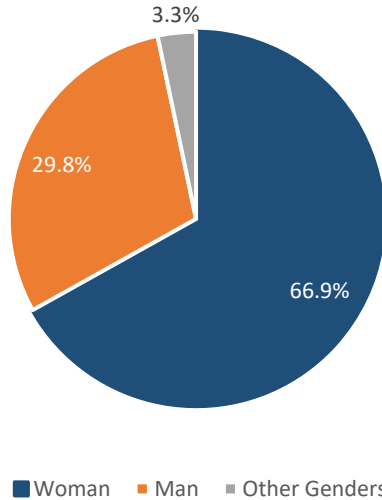
<i>Age Group</i>	<b>Count</b>	<b>%</b>
<b><i>17-24</i></b>	564	39.4
<b><i>25-34</i></b>	263	18.4
<b><i>35-44</i></b>	221	15.5
<b><i>45-54</i></b>	215	15.0
<b><i>55+</i></b>	167	11.7
	1,445	100.0

As shown in Figure 1, the majority of the survey sample is female ( $n = 930$ ; 66.9%), while slightly under a third is male ( $n = 414$ ; 29.8%). Forty-seven (3.3%) belong to some “other” gender including agender, genderqueer, gender fluid, transgender or binary.<sup>2</sup> Forty-seven respondents declined to provide a response.

<sup>1</sup> Staff are not affiliated with any college.

<sup>2</sup> This report will refer to these as “of other genders” from here on.

**Figure 1. Gender Distribution of Survey Sample**



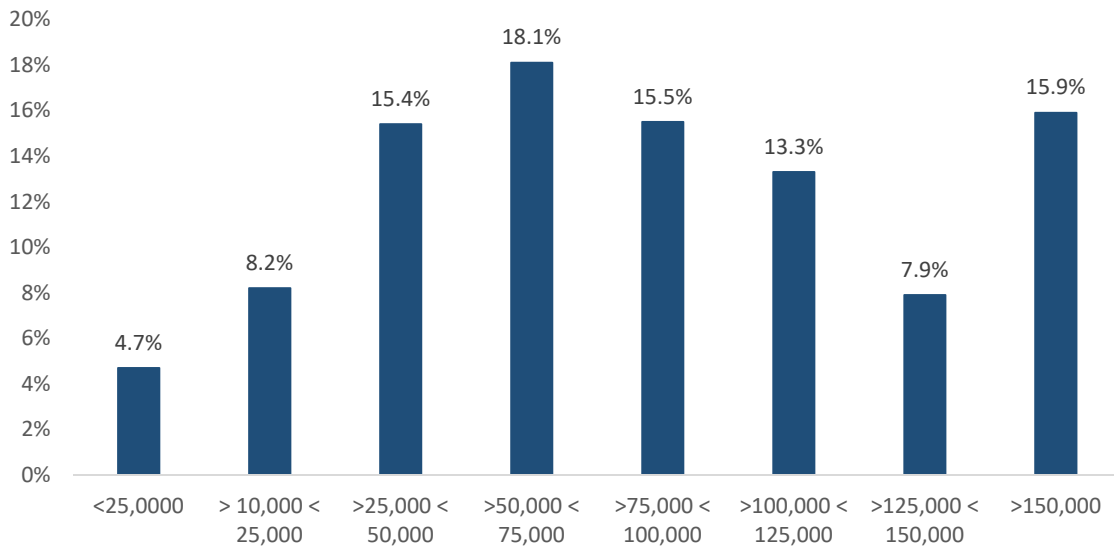
The largest proportion of respondents self-identify as Hispanic/Latinx ( $n = 493$ ; 36.9%), followed by White/ European American ( $n = 437$ ; 32.7%), and Asian ( $n = 257$ ; 19.2%). A significantly smaller number of respondents identify as African American/Black ( $n = 62$ ; 4.6%). Those whose ethnic/racial group was not listed in the survey, who are Middle Eastern/Arab American, Hawaiian/Pacific Islander, and Native American/American Indian/Alaskan Native complete the distribution as shown in Table 3. One hundred eight respondents chose not to share their ethnic/racial identification.

**Table 4. Race/Ethnic Identification of Survey Completers**

<i>College</i>	<b>Count</b>	<b>%</b>
<i>Hispanic/Latinx</i>	493	36.9
<i>White/European American</i>	437	32.7
<i>Asian American</i>	257	19.2
<i>African American/Black</i>	62	4.6
<i>Not listed</i>	42	3.1
<i>Middle Eastern/Arab American</i>	28	2.1
<i>Hawaiian/ Pacific Islander</i>	12	0.9
<i>Native American/American Indian/Alaskan Native</i>	6	0.4
	1,337	100.0

Figure 2 illustrates that the largest proportion of survey respondents ( $n = 252$ ; 18.1%) have an annual household income of between \$50,001 and \$74,999 per year, followed by the next largest proportions whose households' earn over \$150,000 ( $n = 222$ ; 15.9%), between \$75,000 and \$99,999 ( $n = 216$ ; 15.5%), and between \$25,000 and \$49,999 ( $n = 215$ ; 15.4%) a year.

**Figure 2. Annual Household Income of Survey Respondents**



As shown in Table 5, 14.8% of survey respondents ( $n = 192$ ) would rely on Fullerton PD to respond in the event that they called 911, while 47.1% would rely on another police/sheriff’s department in Orange County. Slightly greater than 20% of respondents ( $n = 291$ ; 22.3%) identify an agency in LA County as their local LEA, while the remainder identify agencies in Riverside, San Bernardino, and San Diego County. Other local LE agencies are located in Ventura County.

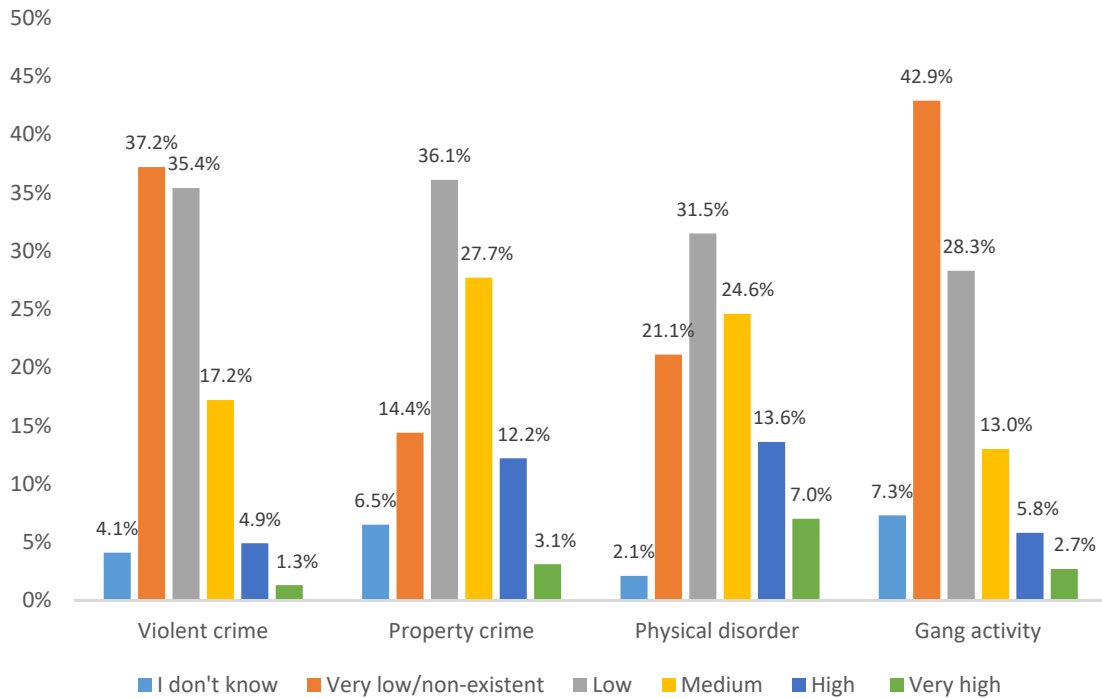
**Table 5. What law enforcement agency would respond if you called 911 from your residence?**

<i>Location of Law Enforcement Agency</i>	<b>Count</b>	<b>%</b>
<i>Fullerton</i>	192	14.8
<i>Other Orange County</i>	613	47.1
<i>LA County</i>	291	22.3
<i>Riverside County</i>	96	7.3
<i>San Bernardino County</i>	74	5.7
<i>San Diego County</i>	33	2.5
<i>Other</i>	3	0.2
<i>Total</i>	1391	100.0

Figure 3 illustrates respondents’ perception of the amount of violent crime, property crime, physical disorder, and gang activity in their neighborhood. As shown, respondents view violent crime and gang activity to be less problematic in their neighborhoods as indicated by the large proportions who rate the frequency of these activities to be “very low/nonexistent,” and “low” and the smaller proportions who rate the frequency of these activities to be “high” or “very high.” On the other hand, respondents view property crime and physical disorder (e.g. trash, vandalism, and homelessness) to be more problematic, as indicated by the smaller proportions who rate these activities as being “very low/nonexistent” in their

neighborhood and the larger proportions who rate these activities as existing at a “medium,” “high” or “very high” levels in their neighborhoods.

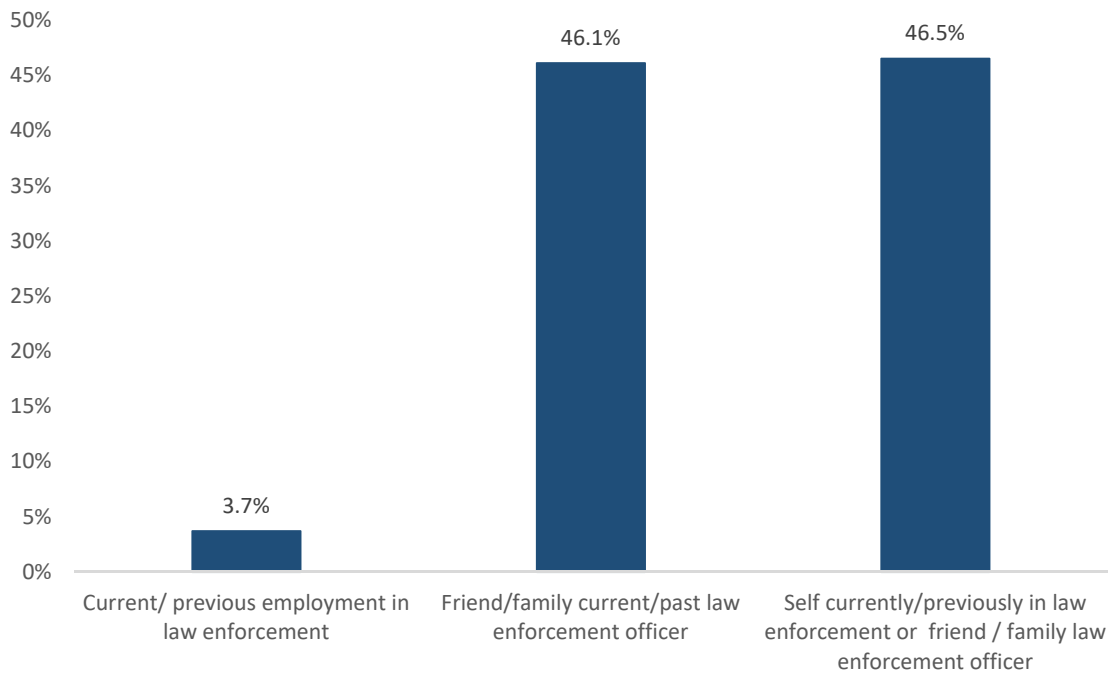
**Figure 3. Level of Perceived Crime in Respondents’ Neighborhoods**



**Personal Experiences with Law Enforcement**

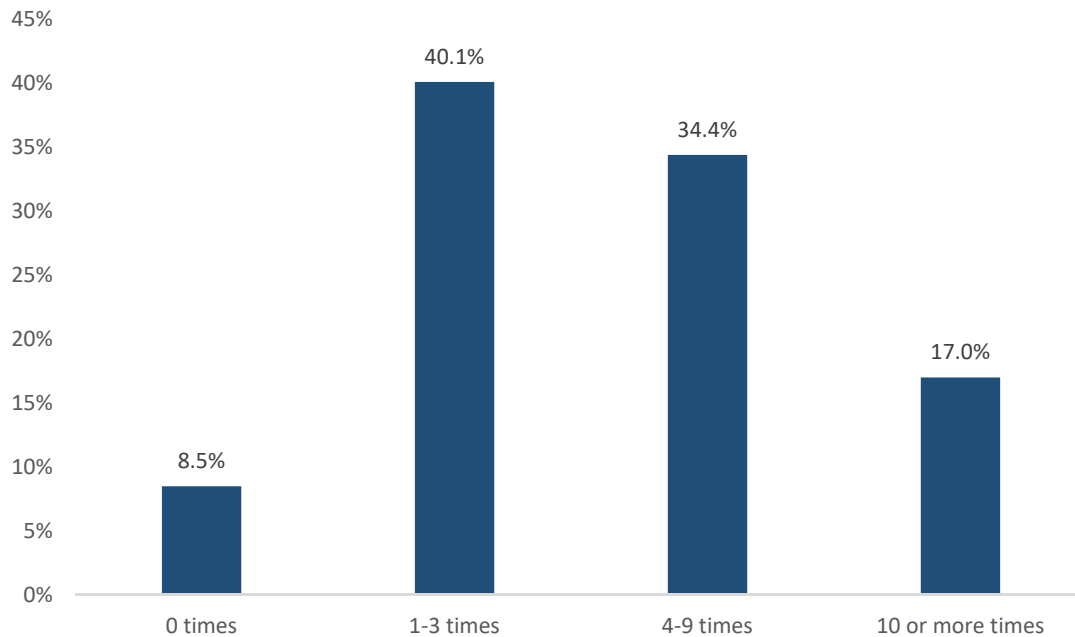
As shown in Figure 4, 3.7% of respondents report currently or previously working in LE, while 46.1% report having friends/ family who are/were LE officers. Taken together, 46.5% of respondents either currently work/have previously worked in LE or have friends/family members who were/currently affiliated with this profession.

**Figure 4. Percent of respondents who are/were in LE or who have friends/family who are/were LE officers**



As shown in Figure 5, the largest proportion of respondents have had contact with a police officer between one and three times ( $n = 557$ ; 40.1%), followed by the second largest proportion ( $n = 479$ ; 34.4%) who have had contact with the police between four and nine times. Less than 10% of survey respondents have never had an interaction with a LE officer.

**Figure 5. Number of times respondents have had contact with police**



Asked about the circumstances under which they came in contact with an officer, the largest proportion of respondents, not surprisingly, report they were pulled over by an officer for traffic enforcement purposes ( $n = 829$ ; 59.6%). The next largest proportions came into contact with an officer because they were involved in an accident/had a disabled vehicle ( $n = 711$ ; 51.1%) and through a casual conversation at a community event ( $n = 691$ ; 49.7%). The remaining results are presented in Figure 6.

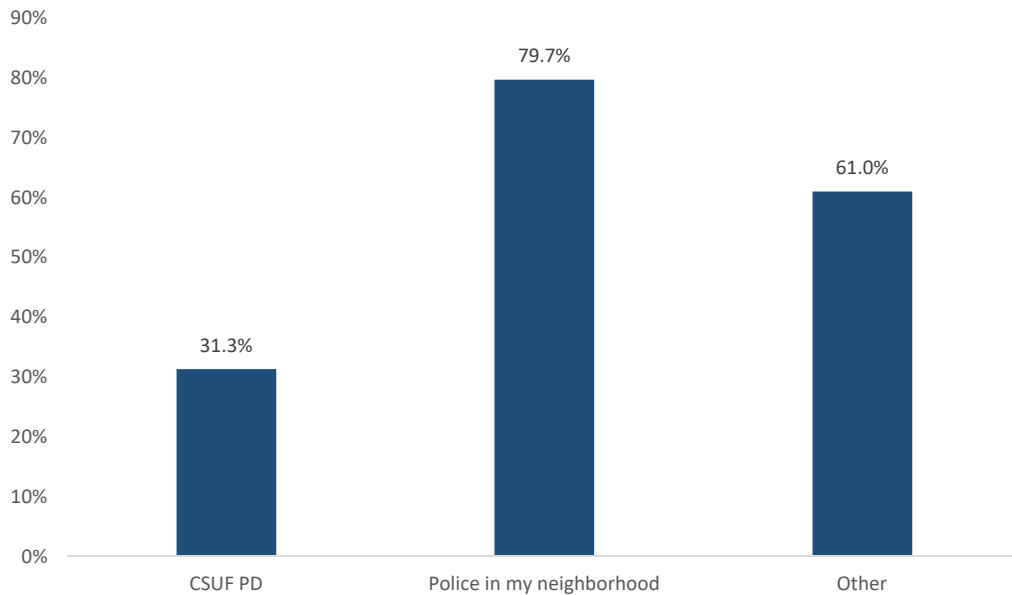


**Figure 6. Under what circumstances have you had contact with an officer during your lifetime?**



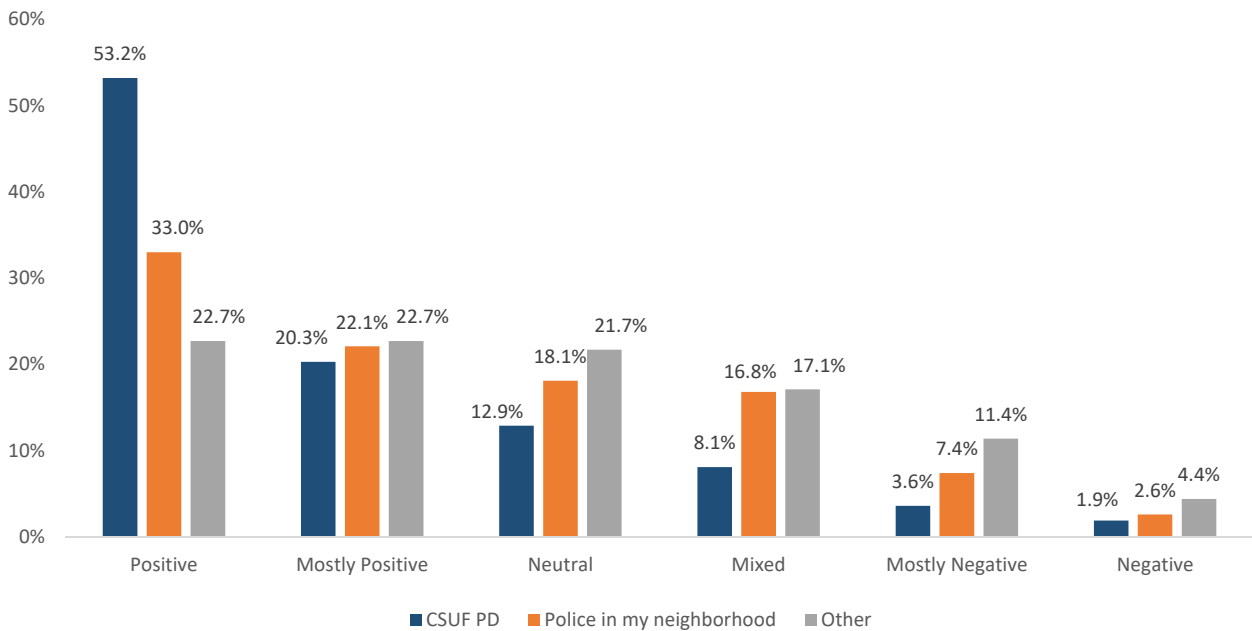
Figure 7 shows that of those who report previous contact with LE officers during their lifetime, the majority have had contact with police in their neighborhood ( $n = 1015$ ; 79.7%). The next largest proportion, 61.0% ( $n = 777$ ), report having contact with some “other” LE agency and little more than a third ( $n = 399$ ; 31.3%) report contact with CSUF UPD.

**Figure 7. Thinking of the officers you have had contact with, which agency or agencies did they work for?**



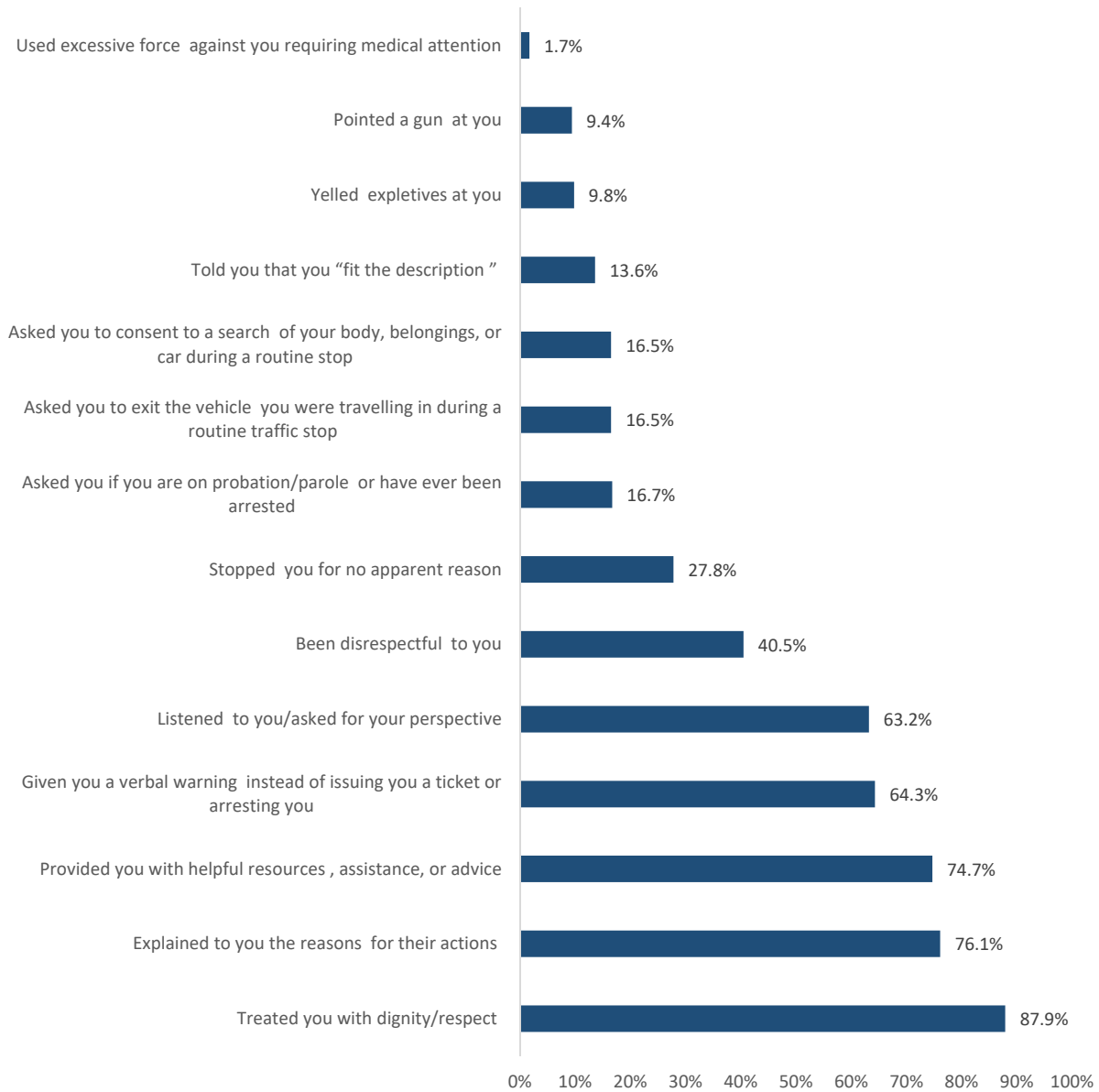
Next, respondents who had contact with LE were asked to rate those encounters. The results are depicted in Figure 8. As shown, although respondents report the least amount of contact with CSUF UPD, they rate their experience with them most favorably. Although respondents rate them less favorably than they do CSUF UPD, overall they describe their encounters with their neighborhood police as still mostly favorable. The encounters respondents had with “other” police departments, however, were far more variable indicating more mixed sentiments.

**Figure 8. How would you describe your encounter(s) with police?**



The next item on the survey instrument asked respondents to indicate whether they had ever experienced 14 different interactions with police officers. These interactions ranged from being treated with dignity and respect to having “a gun pointed at you.” As illustrated in Figure 9, the largest proportion of respondents indicate that an officer has treated them with dignity and respect ( $n = 1002$ ; 87.9%), followed by 76.1% ( $n = 794$ ) who note that an officer has explained to them the reason for their actions, and 74.7% ( $n = 780$ ) who have been provided assistance or resources by a police officer. The smallest proportions of respondents experienced an officer yelling expletives at them ( $n = 107$ ; 9.8%), pointing a gun at them ( $n = 95$ ; 9.4%) and using excessive force against them to the point that they required medical attention ( $n = 17$ ; 1.7%).

**Figure 9. Indicate whether an officer has ever...**

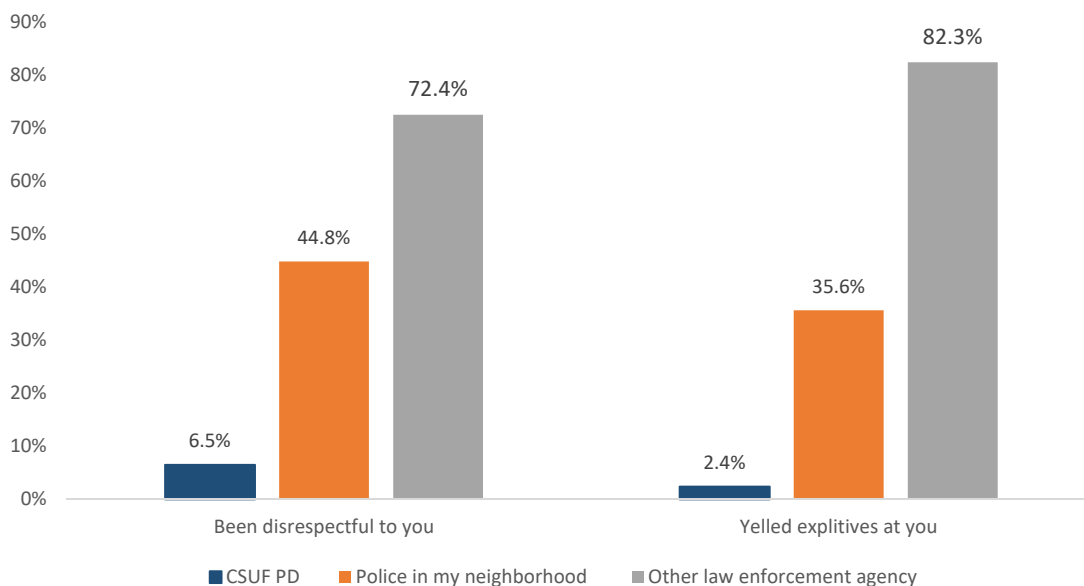


A new variable "Negative experience with LE" was created by taking respondents who have ever experienced any of the negative interactions with a LE officer depicted in Figure 9 (minus being disrespected by an officer) and giving them a code of "1," representing the presence of a negative experience with an officer. Those respondents who do not report experiencing any of these interactions were given a code of "0," representing the absence of a negative experience with an officer. In total, 473 (40.2%) of the survey sample reports having a negative experience with a police officer at some point in their life, while 704 (50.8%) do not.

For all experiences, with the exception of the four positive experiences depicted in Figure 9<sup>3</sup>, a follow-up item in the survey asked respondents to indicate which department they had the experience with (CSUF UPD, police in their neighborhood, or some other LE agency) and whether they believe the action of the officer was justified.

Figure 10 shows that respondents who had an officer yell expletives at them have most commonly experienced this with some other LE agency ( $n = 88$ ; 82.3%), followed by police in their neighborhood ( $n = 38$ ; 35.6%). Respondents seldom report having experienced these behaviors from CSUF UPD ( $n = 3$ ; 2.4%). The same pattern emerged with respect to respondents' experiences of being treated disrespectfully. That is they are most likely to have experienced being treated disrespectfully by an officer from some other LE agency ( $n = 304$ ; 72.4%), followed by an officer in their neighborhood ( $n = 191$ ; 44.4%) and least often by a CSUF UPD officer ( $n = 28$ ; 6.5%).

**Figure 10. From which departments have respondents experienced negative verbal interactions?**



As shown in Figure 11, of those who have ever been stopped for no reason, the largest proportion report having been done so by an officer from some other police department ( $n = 190$ ; 65.2%), followed by police in their neighborhood ( $n = 139$ ; 48.0%). Less than 5% of these respondents ( $n = 11$ ; 3.9%) say they have been stopped for no reason by CSUF UPD. Nearly equal proportions of those who had been told they “fit the description” of a suspicious or wanted person had been told this by some other LE agency ( $n = 74$ ; 56.0%) and police in their neighborhood ( $n = 71$ ; 54.0%). Only 3.3% ( $n = 4$ ) have been told this same statement by a CSUF UPD officer. Among those who have ever been asked if they were on probation/parole or if they have ever been arrested, 63.2% ( $n = 101$ ) report this had been asked of them

<sup>3</sup> The positive experiences in Figure 65 are as follows: (1) treated you with dignity and respect; (2) explained to you the reason for their actions; (3) provided you with helpful resources, assistance, or advice; and (4) gave you a verbal warning instead of issuing you a ticket or arresting you.

by some other LE agency, while 50.9% ( $n = 82$ ) point to a police in their neighborhood. Less than 1% ( $n = 1$ ; 0.5) of respondents who have found themselves in this situation report it was a CSUF UPD officer who asked this of them.

**Figure 11. From which departments have respondents experienced displays of suspicion?**

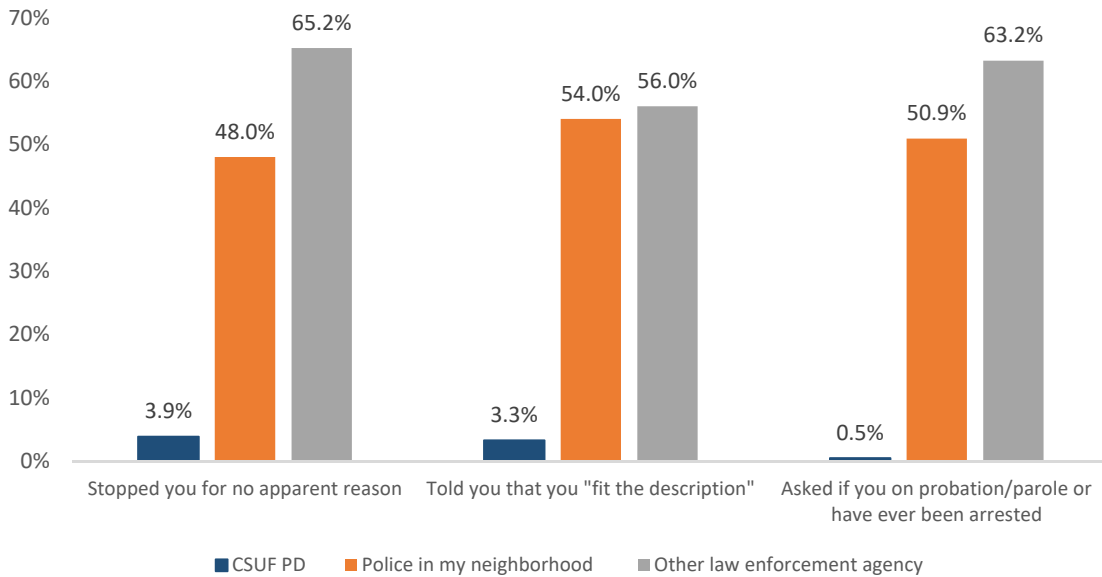
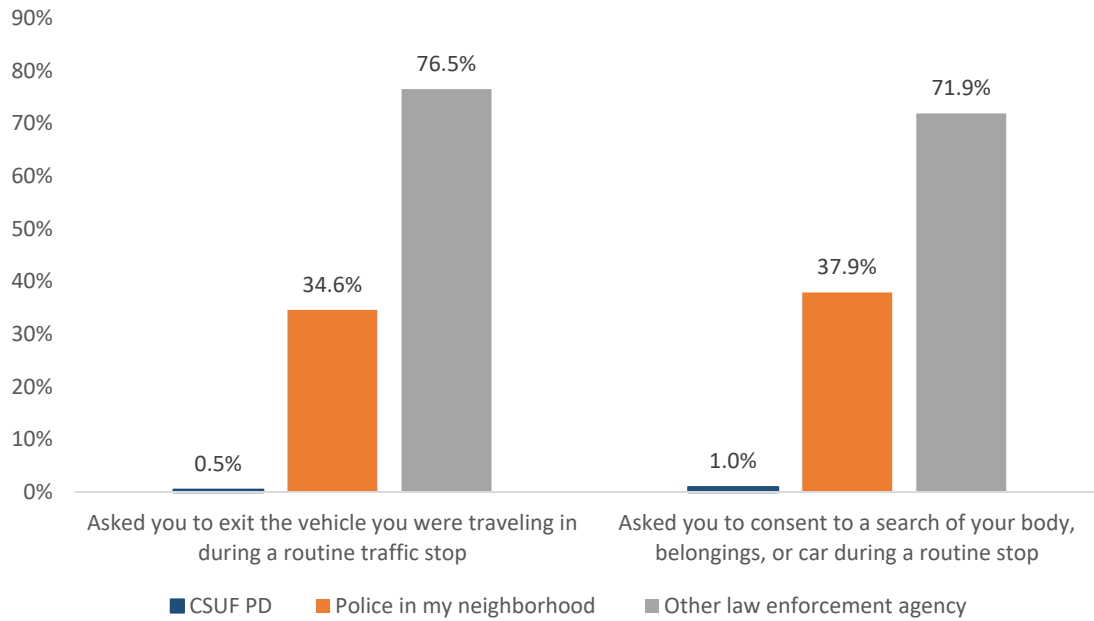


Figure 12 shows that among those that were ever asked to exit a vehicle they were traveling in during a routine traffic stop, the majority say they were told do so by some other LE agency ( $n = 122$ ; 76.4%). The next largest proportion were told to do so by an officer in their neighborhood ( $n = 55$ ; 34.6%). A negligible percentage report being told to exit a vehicle they were traveling in by a CSUF UPD officer ( $n = 1$ ; 0.5%). The same pattern emerges when looking at respondents who have ever been asked to consent to have their body, belongings, or car searched during a routine stop, as shown in Figure 12.

**Figure 12. From which departments have respondents experienced threat of arrest?**



Among those who ever had a gun pointed at them, 67.7% ( $n = 64$ ) report this occurred at the hands of some other LE agency, while 42.6% ( $n = 41$ ) report it was a police in their neighborhood who had done so. Three and four tenths percent ( $n = 3$ ) note that a CSUF UPD has pointed a gun at them at some point. Slightly less than 60% ( $n = 10$ ) of those who had excessive force used against them report that some other LE agency had taken this action. Nearly half of those who had excessive force of this degree used against them report it occurring at the hands of police in their neighborhood ( $n = 8$ ). Four percent ( $n = 1$ ) report that a CSUF UPD officer used excessive force against them (See Figure 13).

**Figure 13. From which departments have respondents experienced threat of bodily harm?**

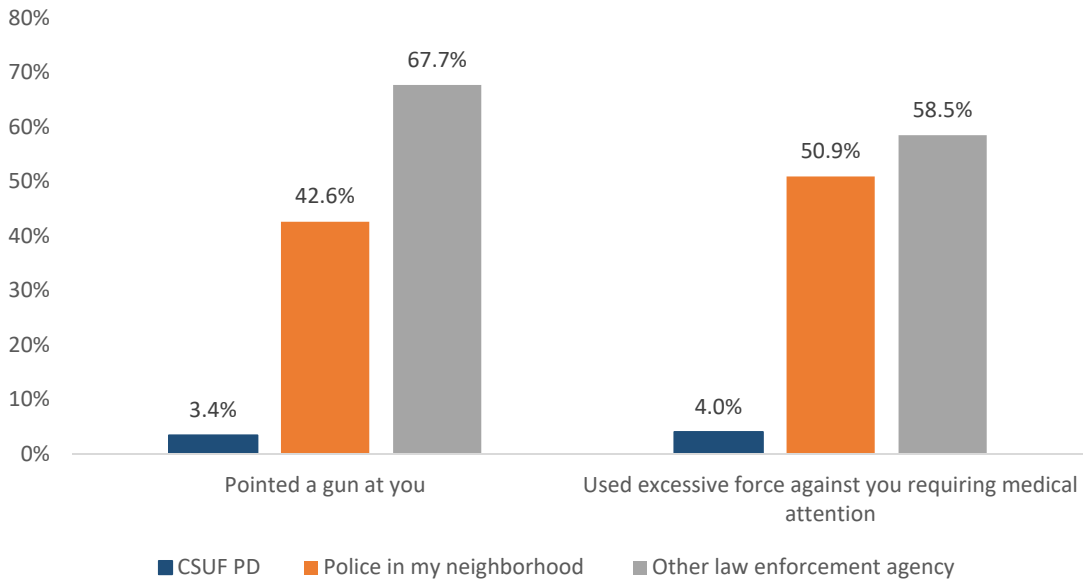
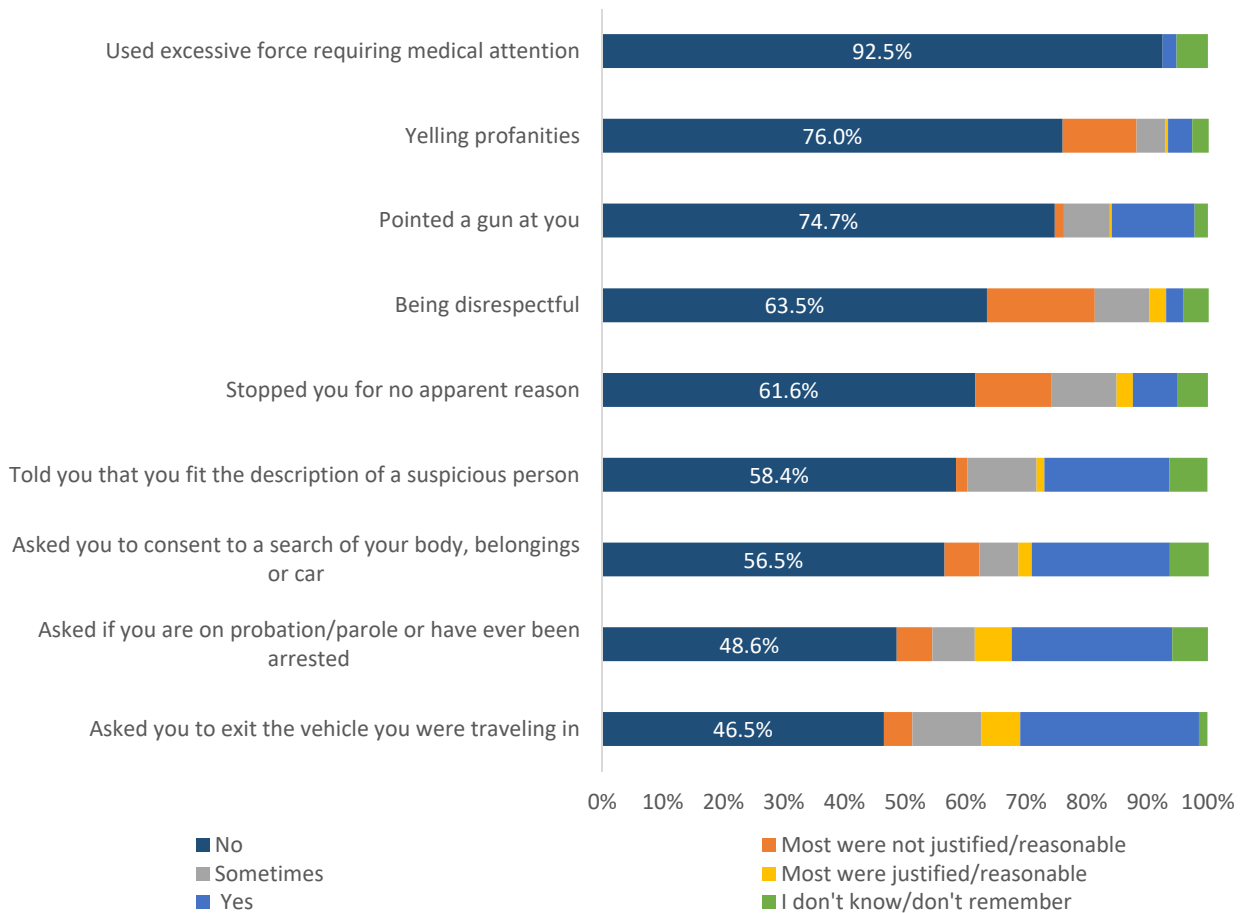


Figure 14 depicts the reasonableness respondents ascribe to each of the nine officer behaviors previously discussed using the following scale: “no,” “most were not justified / reasonable (if it happened more than once),” “sometimes (if it happened more than once),” “most were justified and reasonable (if it happened more than once)” and “yes.” As shown, respondents are least likely to view the use of excessive force as justified and reasonable ( $n = 15$ ; 92.5%), followed by yelling profanities ( $n = 81$ ; 76.0%), and having a gun pointed at them ( $n = 71$ ; 74.7%). Respondents feel police officers were most justified in asking them to exit the car they were traveling in ( $n = 74$ ; 46.5%), if they were on probation/parole or if they had ever been arrested ( $n = 78$ ; 48.6%), and to consent to a search of their body, belongings or car ( $n = 90$ ; 56.5%).

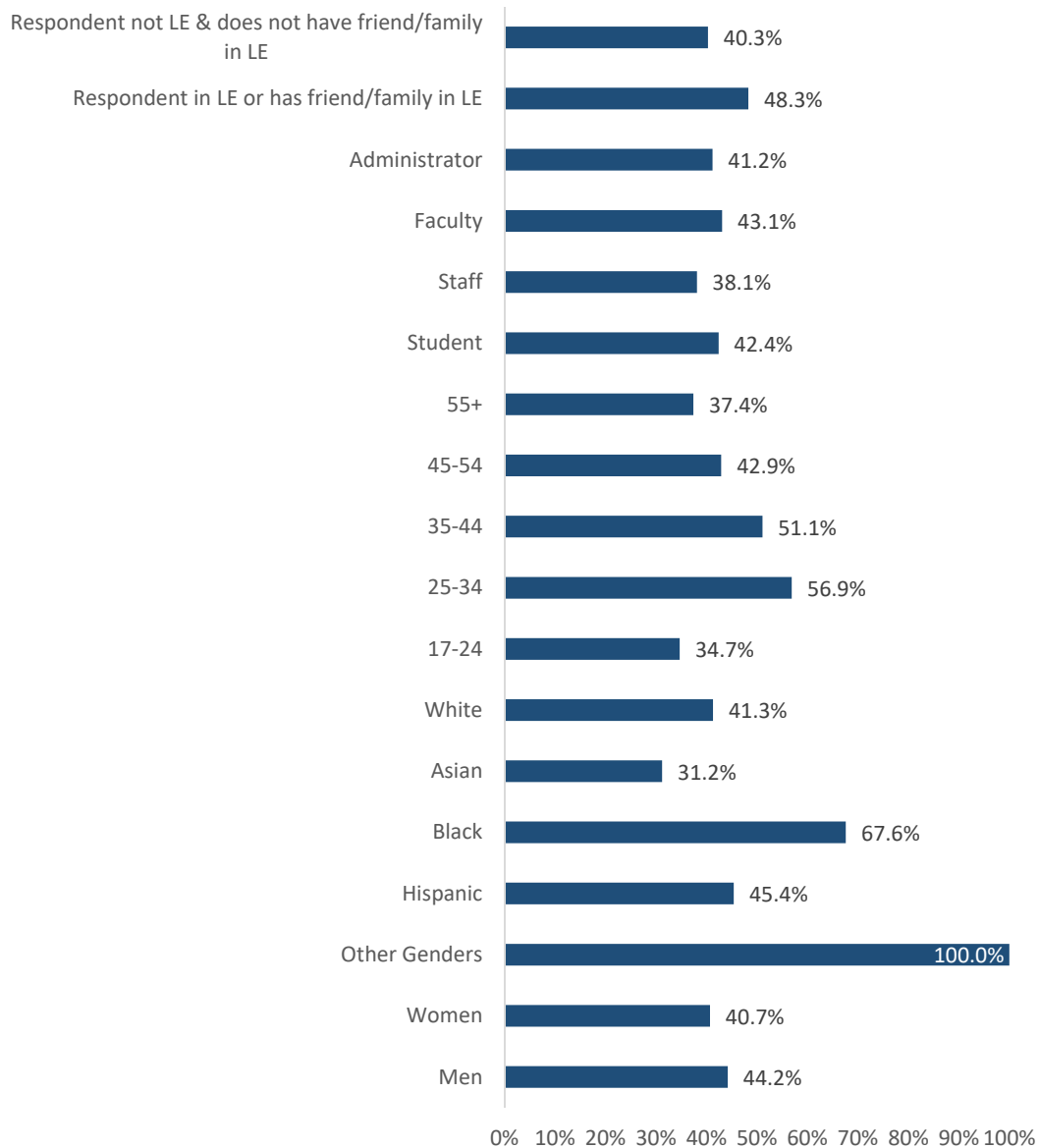


**Figure 14. Perceived reasonableness of nine police officer behaviors**



Respondents who report ever been treated disrespectfully by a police officer and those who had ever had expletives/profanities yelled at them by an officer were aggregated and a new variable was created: “exposure to negative verbal interactions.” In total, 42.3% ( $n = 436$ ) of the sample who report having had some type of interaction with police had been exposed to this type of police behavior in their lifetime. As shown in Figure 15, a greater proportion of men say they have had negative verbal interactions with an officer at some point in their life compared to women. However, relative to men, a significantly larger proportion of those belonging to the other genders have experienced this type of interaction with an officer. Whites and Hispanics are more likely to have experienced a negative verbal interaction with a police officer relative to Asian respondents; however, a significantly larger proportion of Black respondents report being exposed to this type of interaction compared to both Hispanics and Whites. Those between the ages of 25 to 44 are more likely to have experienced a negative verbal interaction with a police officer than respondents belonging to the older and younger categories. A greater proportion of students report experiencing a negative verbal interaction with a police officer in their lifetime than staff. Faculty, however, are more likely than students, staff, and administrators to have had this kind of experience with an officer. Interestingly, those who are/were in LE or have friends/family in the profession are more likely to have experienced a negative verbal interaction with a police officer compared to those who are not/were not in LE and do not have friends/family in LE.

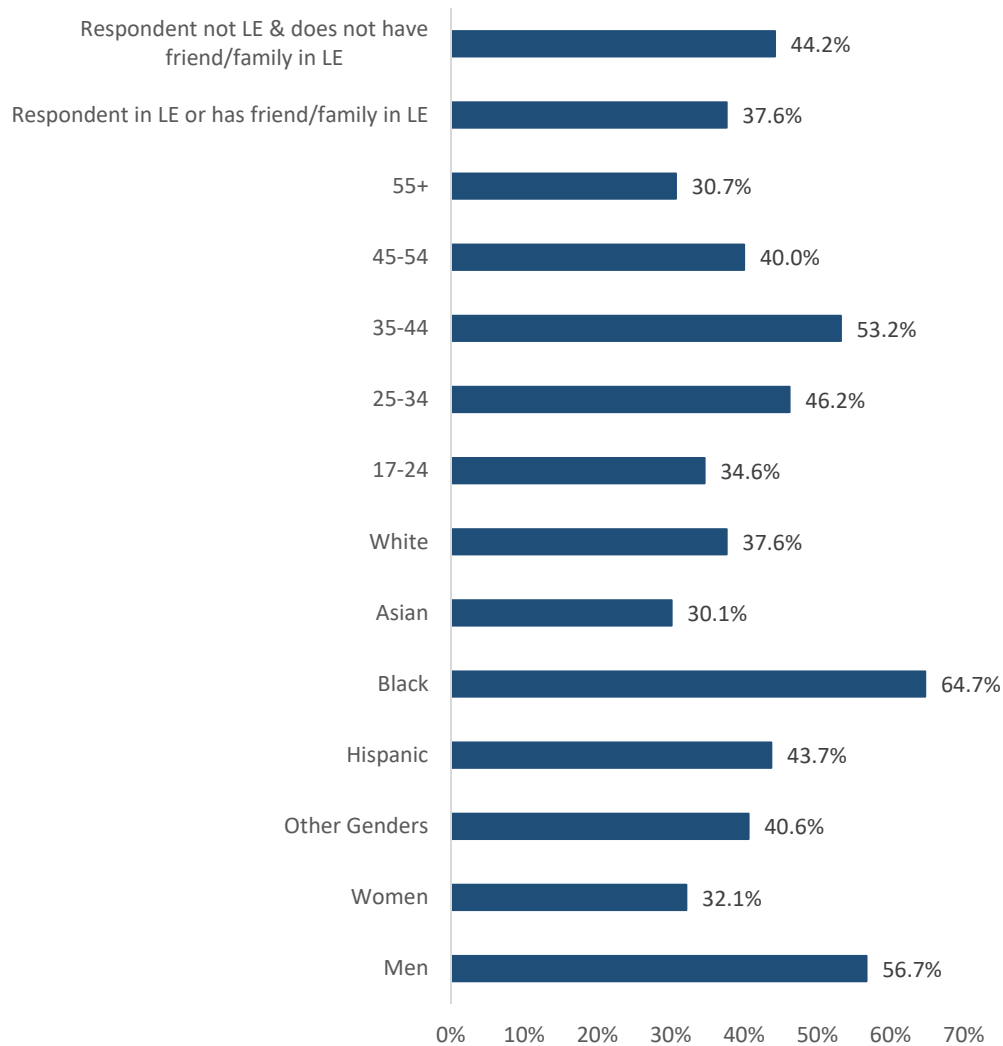
**Figure 15. % of respondents who have experienced a negative verbal interaction with a police officer**



A second variable, “experiencing displays of suspicion,” was created by combining respondents who report being stopped for no apparent reason with those who had been told they “fit the description,” and those who had been asked if they were on probation/parole or if they had ever been arrested. In total, 380 (39.7%) report being subject to one or more of these types of experiences. As shown in Figure 16, a significantly higher proportion of men than women report having been subject to displays of suspicion by a LE officer. Those of another gender are also more likely than women to be subject to this type of behavior. While Whites and Hispanics report being the subject of an officer’s suspicion more often than Asians, Blacks are much more likely to report being the subject of an officer’s suspicion than Whites. Age was related to this variable, but not in a linear fashion. Rather, those on the upper and lower ends of the age distribution are least likely to report being the subject of an officer’s suspicion,

while those in the very middle of the age distribution, the 35-44 year old age category, are most likely to report being subject to this behavior. Interestingly, a greater proportion of those who are/were in LE or who have friends/family in the profession report having experienced this type of behavior from a police officer compared to those who are not in LE and do not have friends/family in LE.

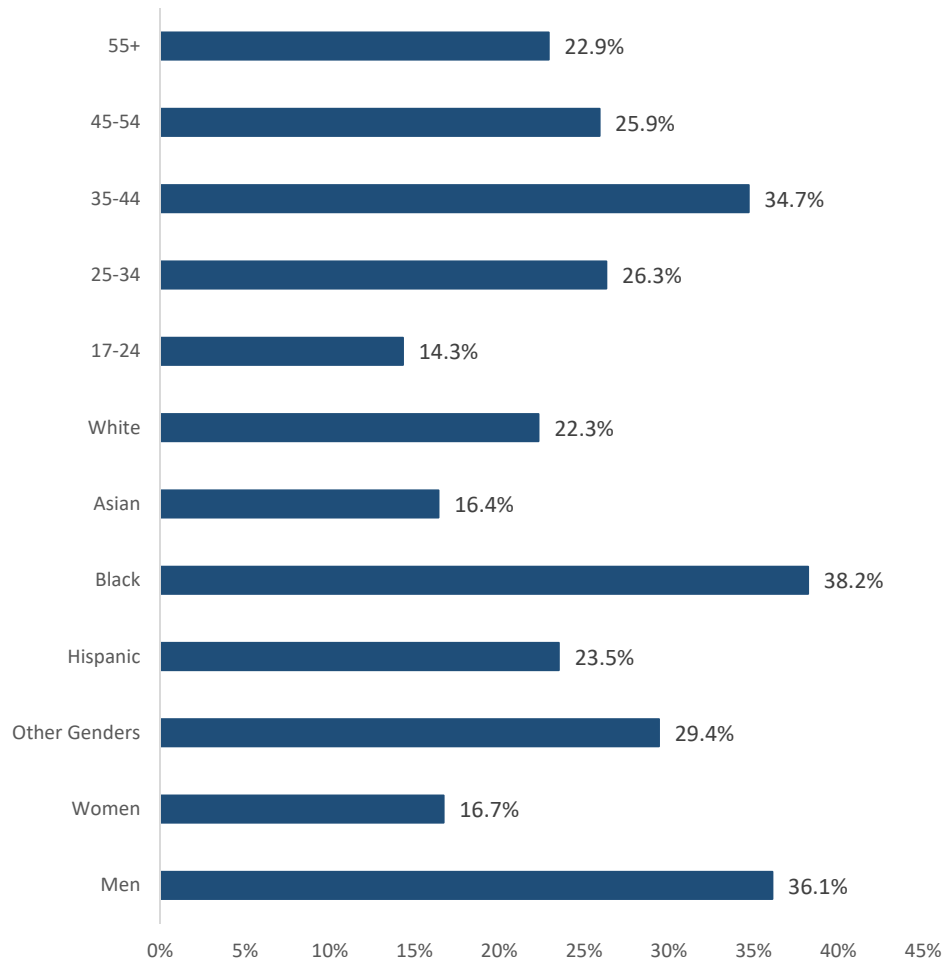
**Figure 16. % of respondents who experienced displays of suspicion by a police officer**



Respondents who have ever been asked to exit the vehicle they were traveling in during a routine traffic stop were combined with those who have ever been asked to consent to a search of their body, personal belongings, or car to create a variable, “threat of arrest.” In total, 223 of respondents (23.3%) who have had interactions with police have experienced one or both of these behaviors. As Figure 17 shows, a greater proportion of those of other genders report being subject to this type of behavior than females. Meanwhile, a greater proportion of males report having experienced this type of behavior compared to those of other genders. While Hispanic and White respondents are more likely than Asians to have experienced this type of behavior, a significantly greater proportion of Black respondents report

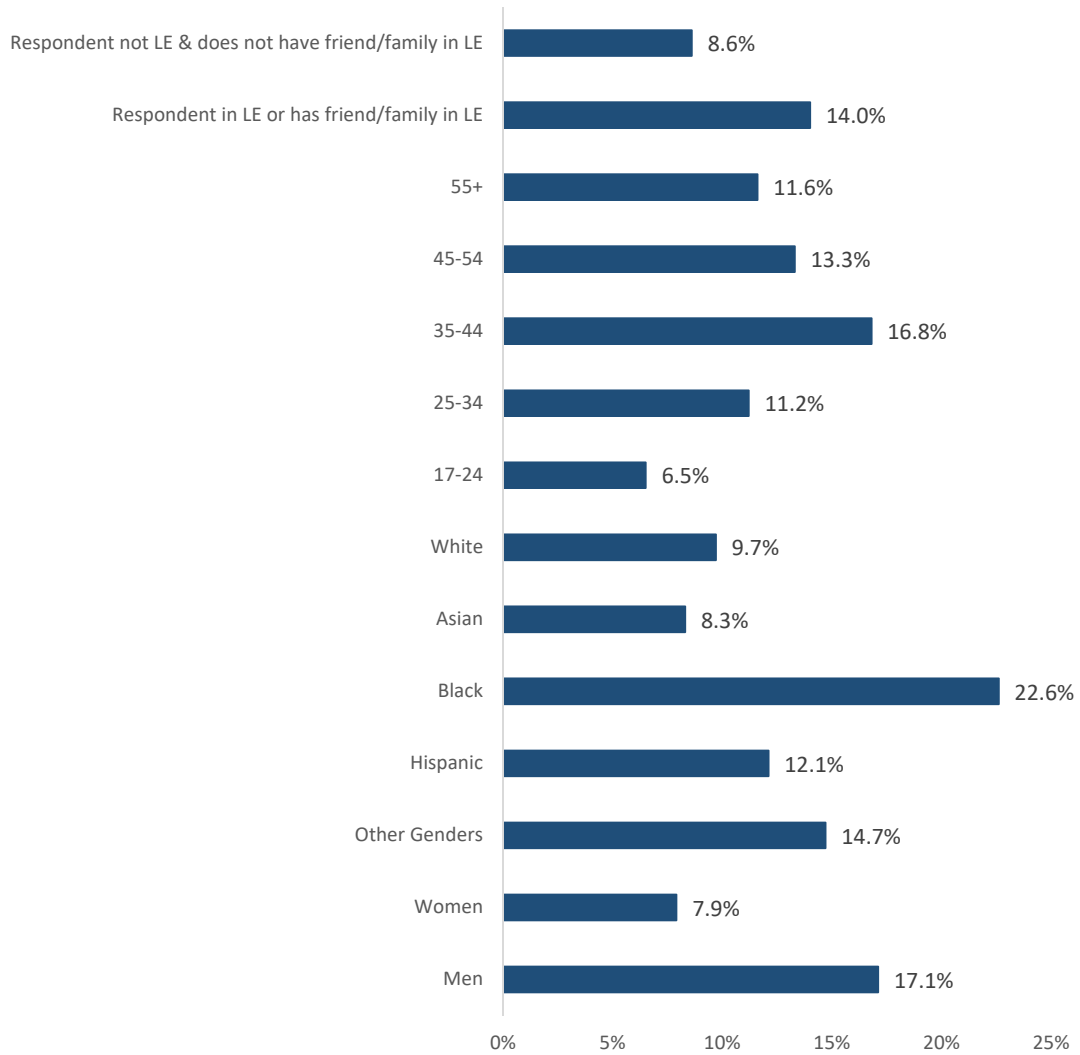
having been in this situation than Whites and Hispanics. Compared to all other age categories, a significantly smaller proportion of those between the ages of 17-24 report ever having this experience with LE. Meanwhile a significantly larger proportion of those between the ages of 35-44 report having experienced this behavior relative to those between the ages of 25-34 and above the age of 45.

**Figure 17. % of respondents who have ever experienced threat of arrest**



Finally, respondents who have had a gun pointed at them were combined with respondents who report bodily harmed has been used against them to the point where they needed medical attention to create a variable called, “threat of bodily harm.” In total, 101 (10.2%) respondents report experiencing one or both of these police behaviors. As shown in Figure 18, men and those of another gender are more likely to have experienced threats of bodily harm at the hands of a police officer compared to women. More than double the proportion of Blacks report having experienced threats of bodily harm compared to Hispanics, Asians, and Whites. Those between the ages of 35-44 are much more likely to report having experienced this type of police behavior than both those in the younger and older age categories. Interestingly, a greater proportion of those who are either currently/previ­ously in LE or have friends/family in the profession report having experienced this type of police behavior compared to those who are not/have never been in LE and do not have friends/family in the profession.

**Figure 18. % of respondents who have ever experienced threat of bodily harm**



**Perceptions of Police Officers**

As shown in Figure 19, survey respondents are more likely to “strongly agree” that CSUF UPD ( $n = 494$ ; 54.3%) and police in their neighborhood ( $n = 525$ ; 45.0%) promptly respond to calls for assistance in comparison to police in Southern California ( $n = 295$ ; 27.2%) or U.S. police in general ( $n = 242$ ; 22.5%).

**Figure 19. Police promptly respond to calls for assistance**

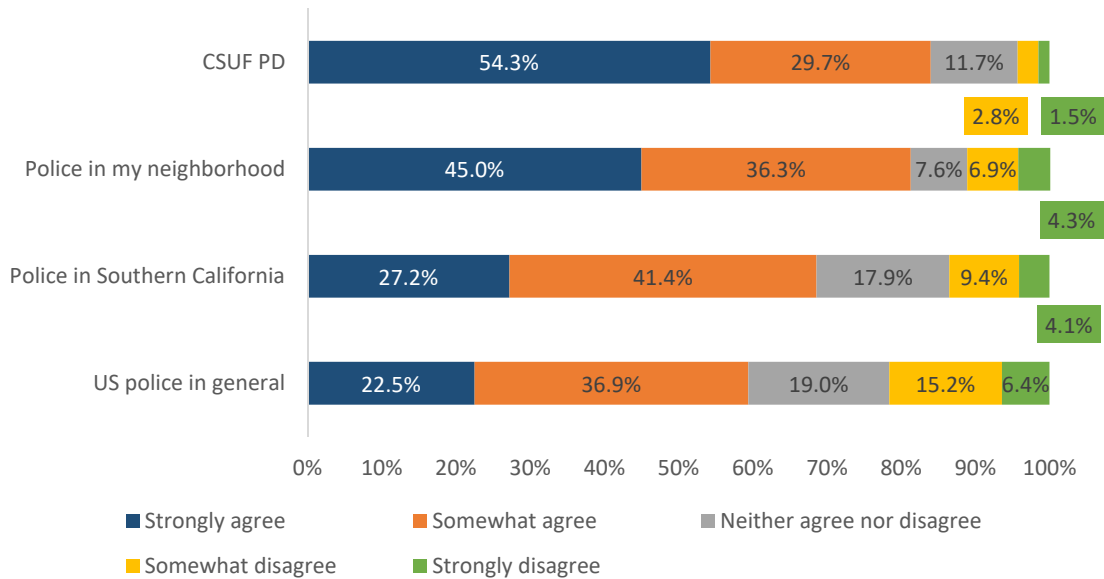
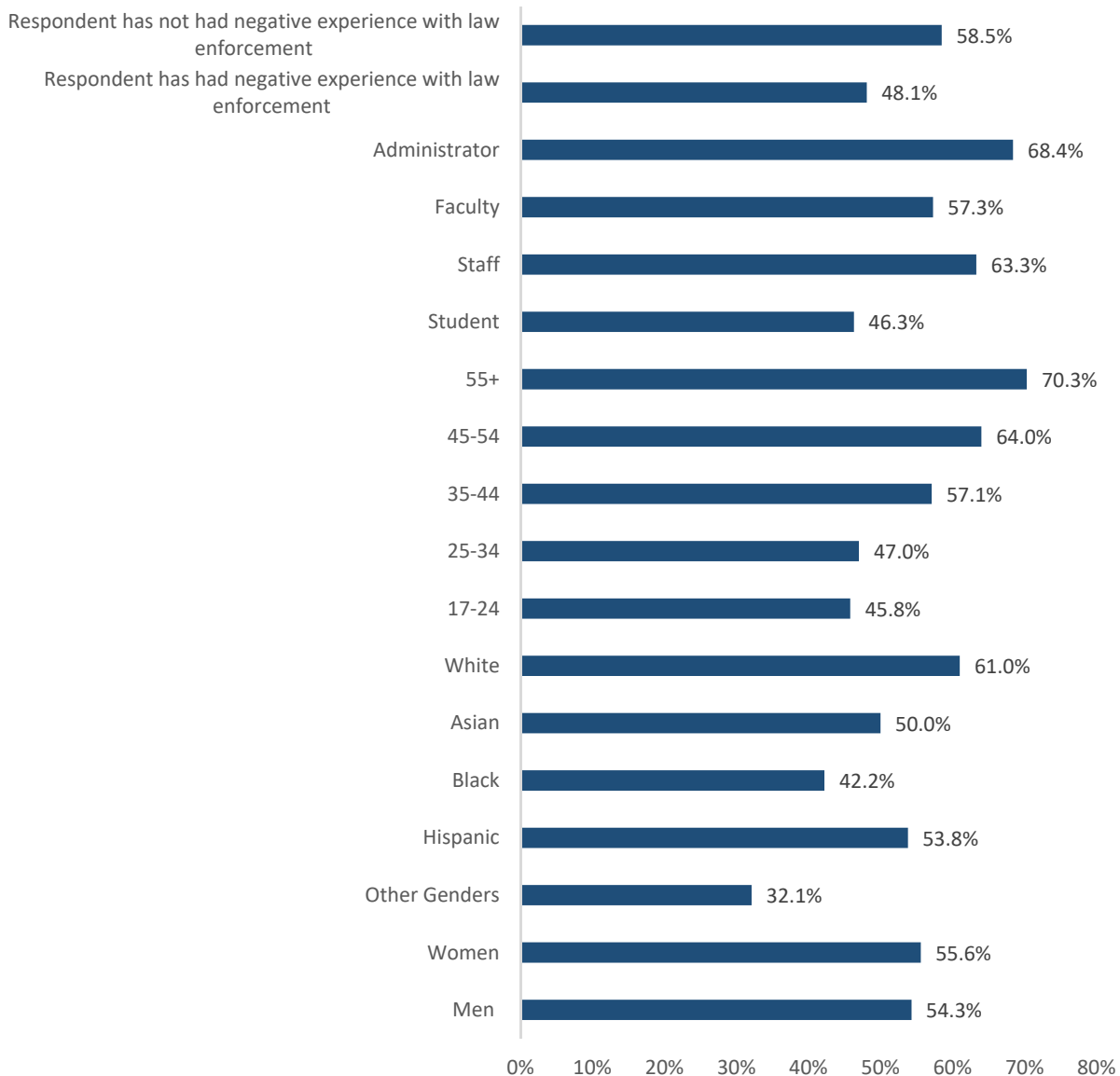


Figure 20 demonstrates that men and women are almost as likely to “strongly agree” that CSUF UPD promptly respond to calls for assistance, with women slightly more likely than men. However, those of some “other” gender are less likely to state they “strongly agree” than both men and women. Also shown in Figure 20, White respondents are more likely to think that CSUF UPD promptly respond to calls for assistance than other ethnicities, including Hispanic, Black, and Asian participants. A positive relationship between age and agreement with the belief that CSUF UPD promptly respond to calls for assistance is also shown in Figure 20, with those in the 55+ category being the most likely to give the highest rating. Among the campus community, administrators and staff are the most likely to “strongly agree” that CSUF promptly respond to calls for assistance, followed by faculty, and then students. Figure 20 also shows that respondents who have had a negative experience with LE are less likely to say they “strongly agree” that CSUF UPD promptly respond to calls for assistance in comparison to those who have not had such an experience.

**Figure 20. % strongly agreeing with statement CSUF PD promptly respond to calls for assistance**



Asked to rate their agreement with the statement “police are effective in resolving problems that really concern people,” participants are most likely to “strongly agree” with this statement when asked about CSUF UPD ( $n = 389$ ; 38.7%) followed by police in their neighborhood ( $n = 379$ ; 29.3%). Respondents are less likely to “strongly agree” that police in Southern California ( $n = 219$ ; 17.7%) and U.S. police in general ( $n = 189$ ; 15.4%) are effective in resolving problems that really concern people. Figure 21 displays additional results.

**Figure 21. Police are effective in resolving problems that really concern people**

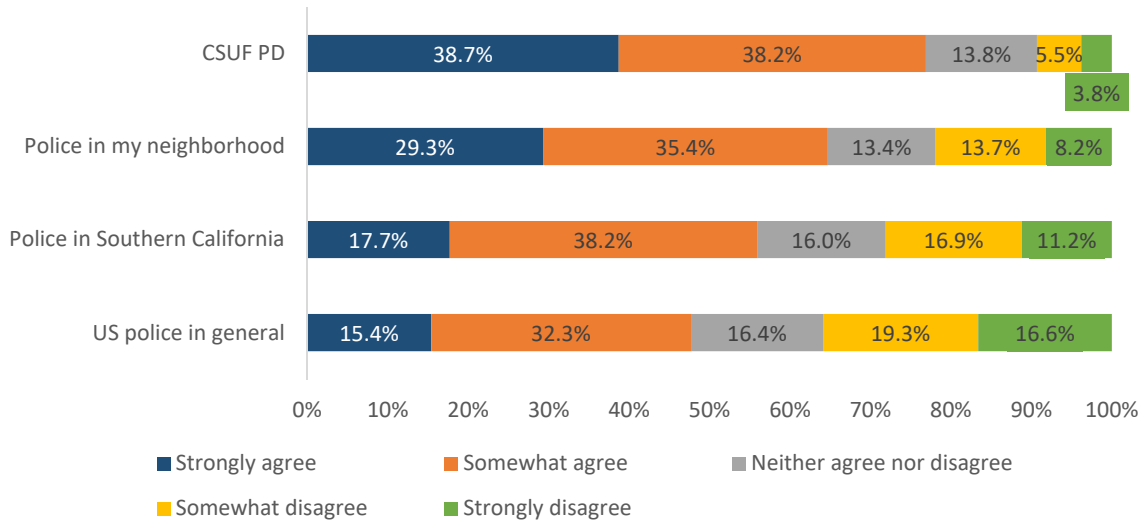
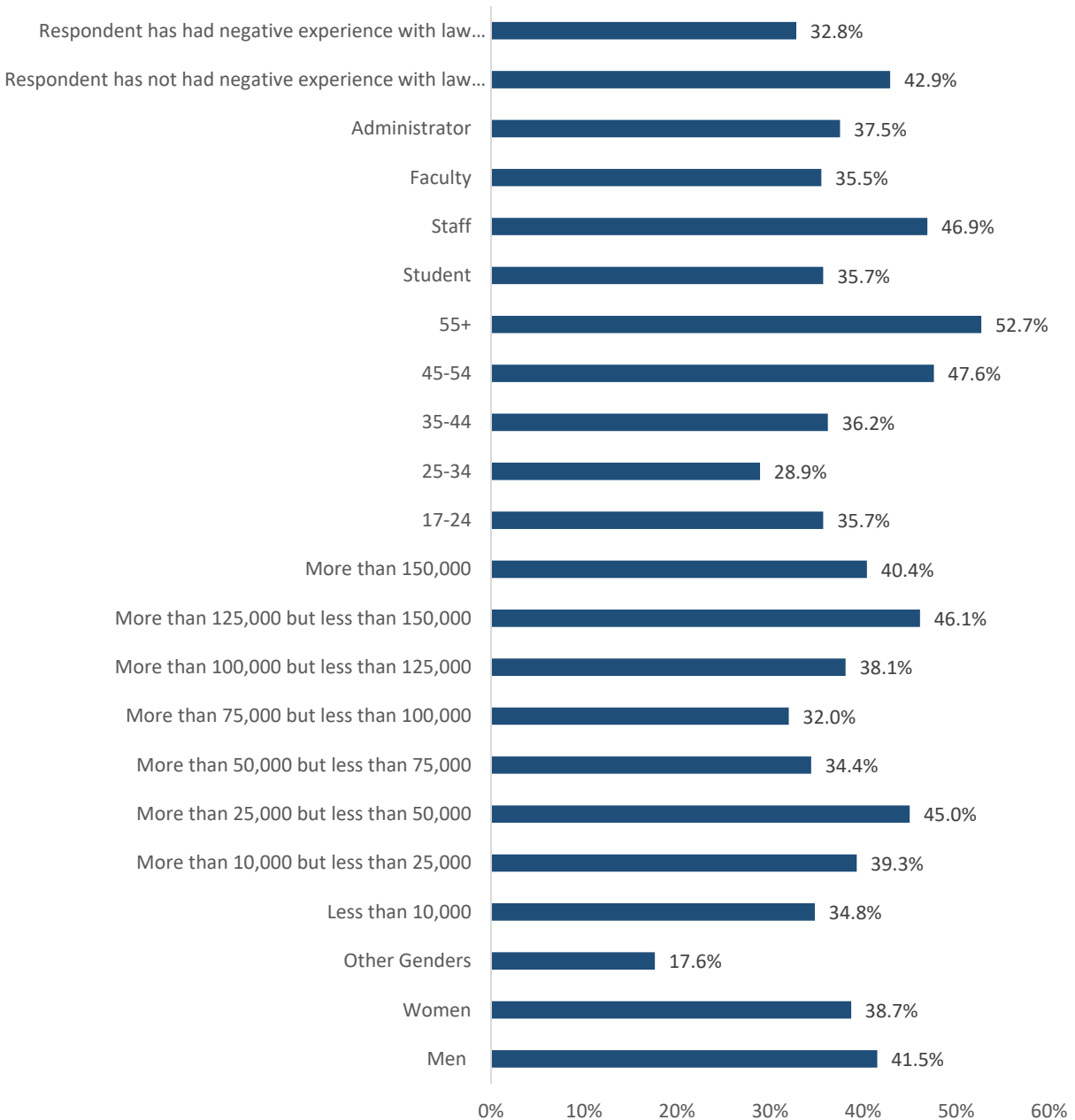


Figure 22 shows that men are most likely to “strongly agree” with the statement “CSUF UPD are effective in resolving problems that really concern people.” Women are less inclined to agree that CSUF UPD resolve problems effectively; however, they are more likely to “strongly agree” with this than those of other genders. Looking at the relationship between reported annual household income and agreement with the statement “CSUF UPD are effective in resolving problems,” those in the \$125,000 to \$150,000 category have the highest proportion of strong agreement. Those who have a reported annual household income of \$75,000 to \$100,000 are the least likely to “strongly agree” that CSUF UPD are effective at resolving problems. A negative relationship is observed between age and believing that CSUF UPD are effective in resolving problems that really concern people. Specifically, older respondents are more likely to believe that CSUF UPD are effective in resolving problems than younger respondents. As illustrated in Figure 22, faculty and students are less likely to believe that CSUF UPD are effective in resolving problems compared to administrators and staff. Respondents who report having had a negative interaction with LE are less likely to agree CSUF UPD are effective in resolving problems compared to those who have not had a negative experience.

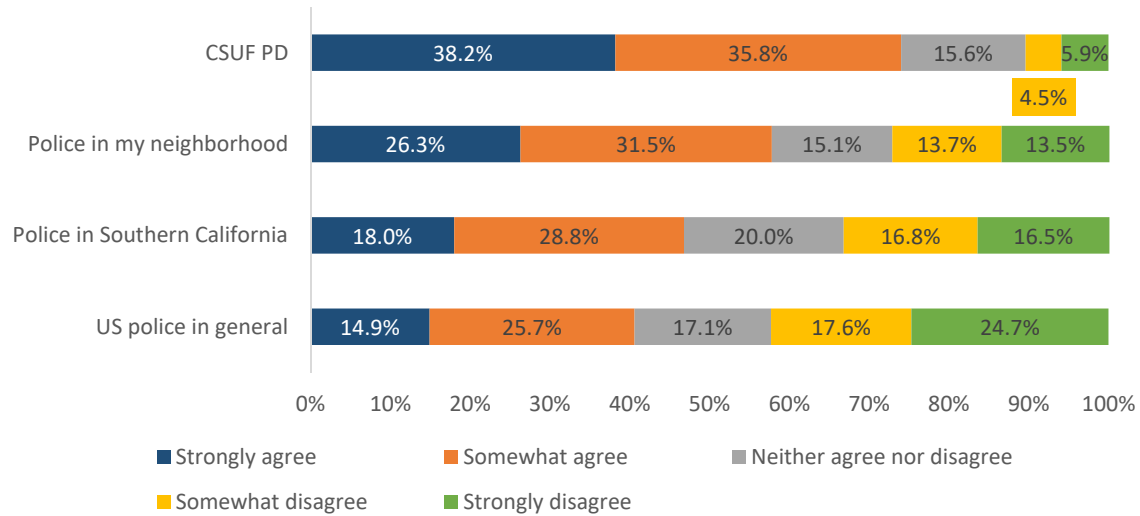


**Figure 22. % strongly agreeing with statement: CSUF PD are effective in resolving problems that really concern people**



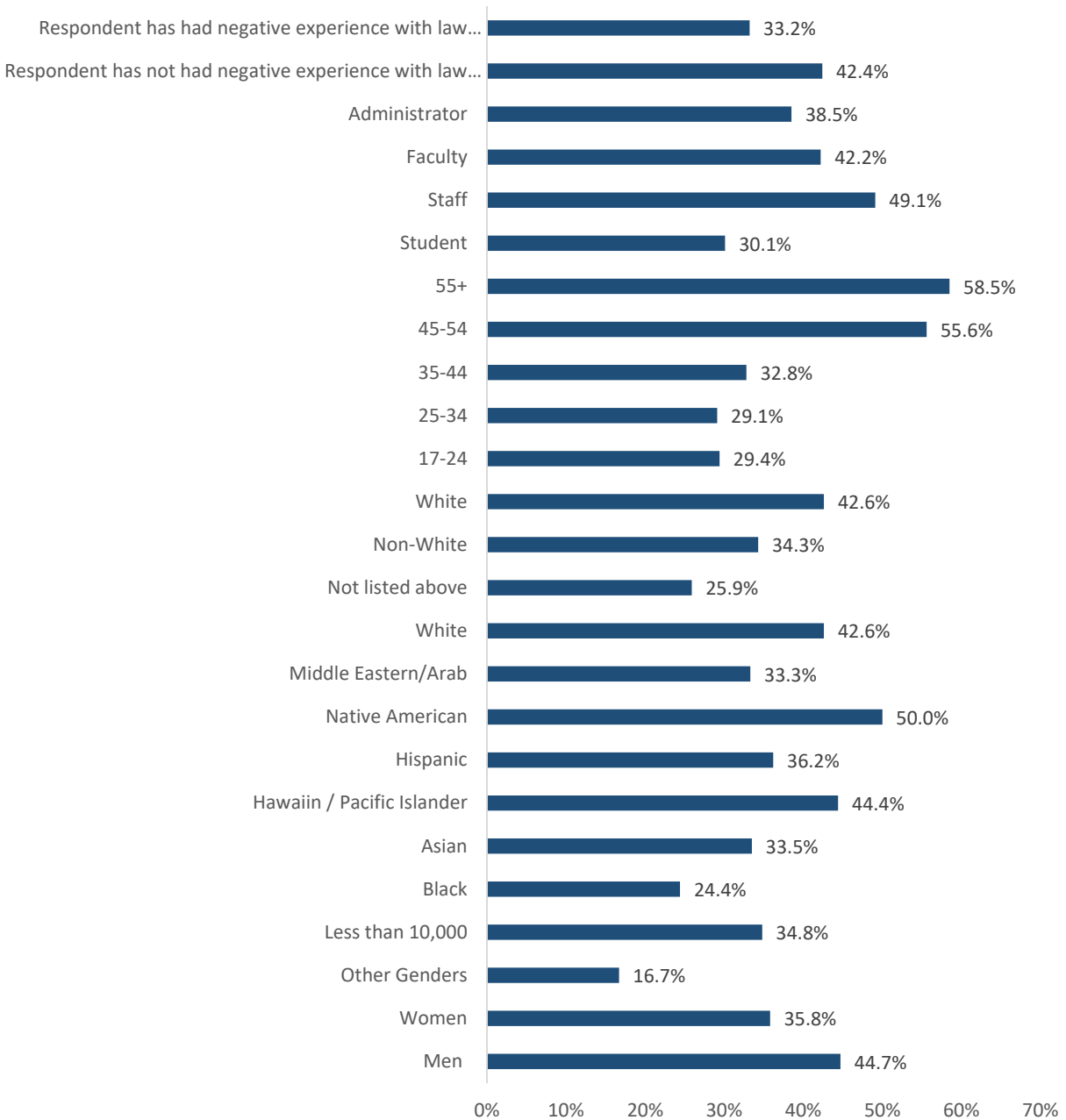
Respondents are most likely to say that CSUF UPD ( $n = 379$ ; 38.2%) are doing a good job working together with community members to solve local problems. Survey participants do not feel police in their neighborhood ( $n = 325$ ; 26.3%), police in Southern California ( $n = 218$ ; 18.0%), or U.S. police in general ( $n = 183$ ; 14.9%) are doing as good a job working together with community members to solve local problems compared to CSUF UPD. Figure 23 elaborates on these results.

**Figure 23. Police are doing a good job working together with community members to solve local problems**



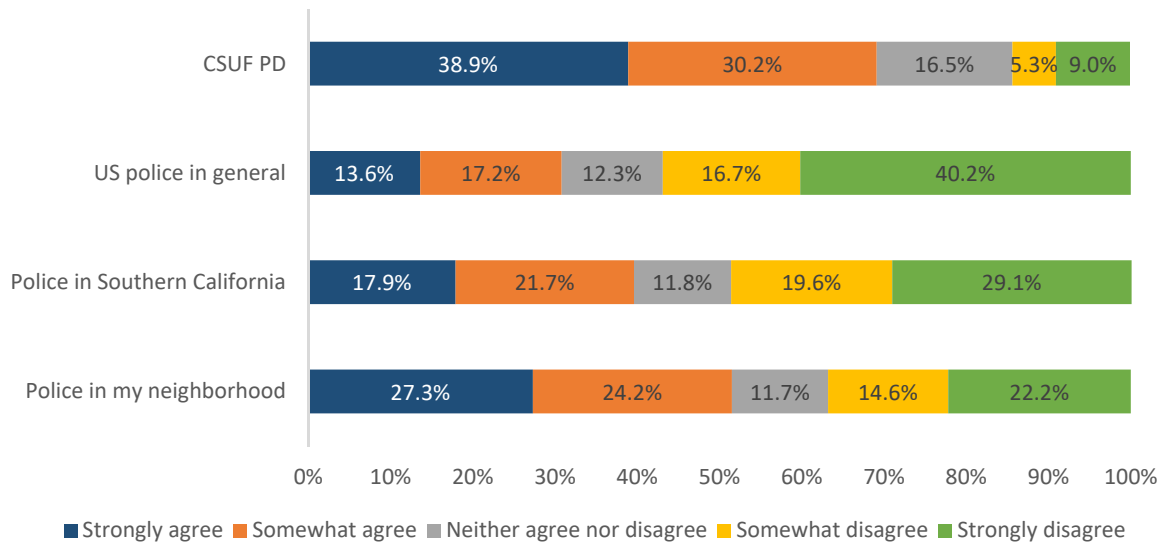
Men are much more inclined to feel CSUF UPD do a good job working with community members to solve local problems compared to women and individuals of other genders (See Figure 24). When considering ethnicity, Black respondents are less likely to agree CSUF UPD are doing a good job working together with community members when compared to Asian, Hispanic, and White respondents. Older respondents are more likely to agree that CSUF UPD are doing a good job working together with community members to solve problems than younger individuals. Students are least likely to agree CSUF UPD are doing a good job working together with community members to solve local problems, followed by faculty, administrators, and staff. Those who have had a previous negative experience with LE are less likely to state that they think CSUF UPD are doing a good job working together with community members to solve local problems than those who have not had such encounters.

**Figure 24. % strongly agreeing with statement: CSUF PD are doing a good job working together with community members to solve local problems**



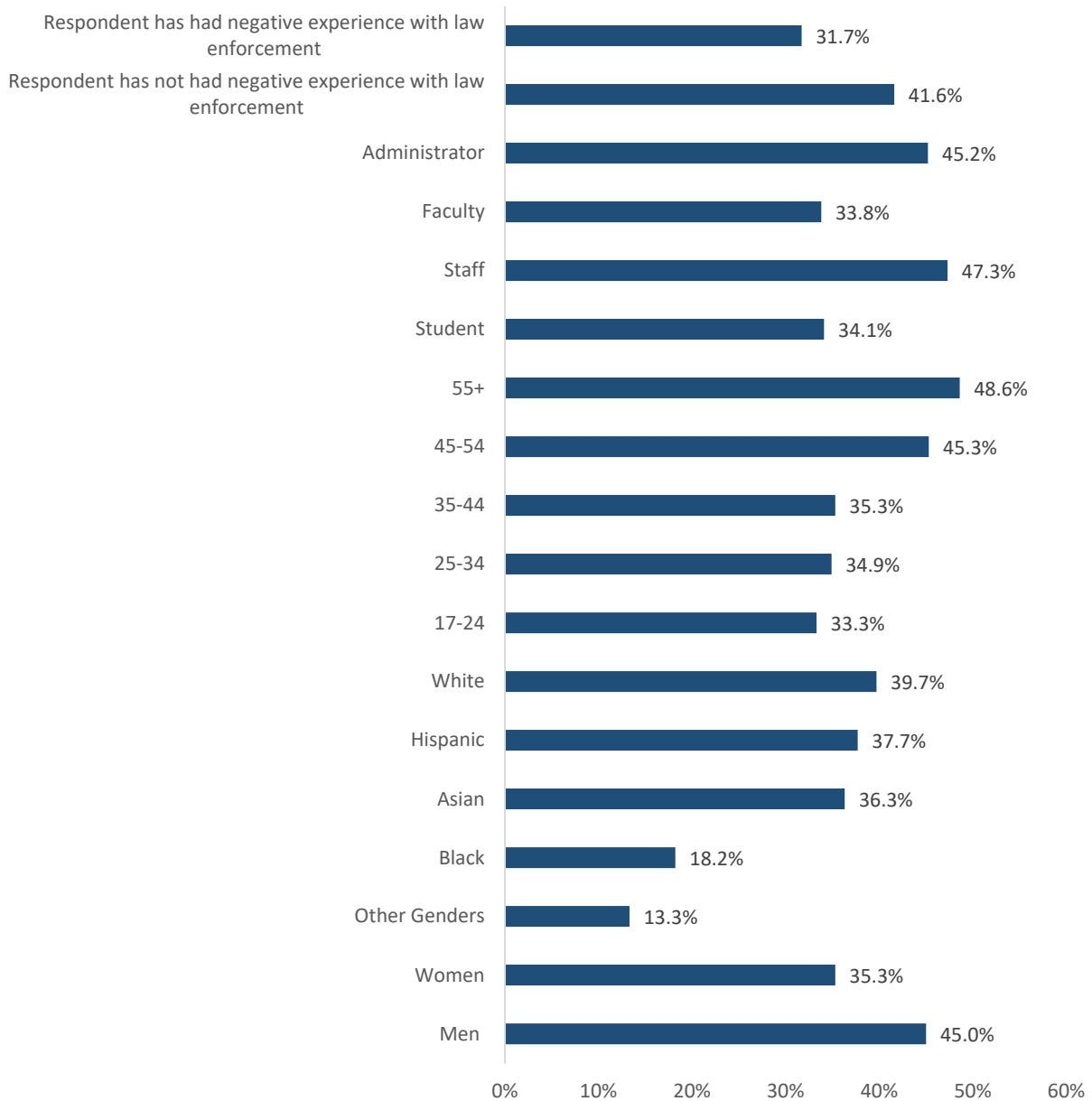
Concerning how well police equally enforce the laws amongst all people in their jurisdiction, Figure 25 demonstrates that respondents are most likely to believe CSUF UPD do so ( $n = 361$ ; 38.9) compared to police in their neighborhood ( $n = 331$ ; 27.3%), police in Southern California ( $n = 223$ ; 17.9%), and U.S. police in general ( $n = 172$ ; 13.6%). Further results are detailed in Figure 25.

**Figure 25. Police enforce laws consistently amongst all people in their jurisdiction**



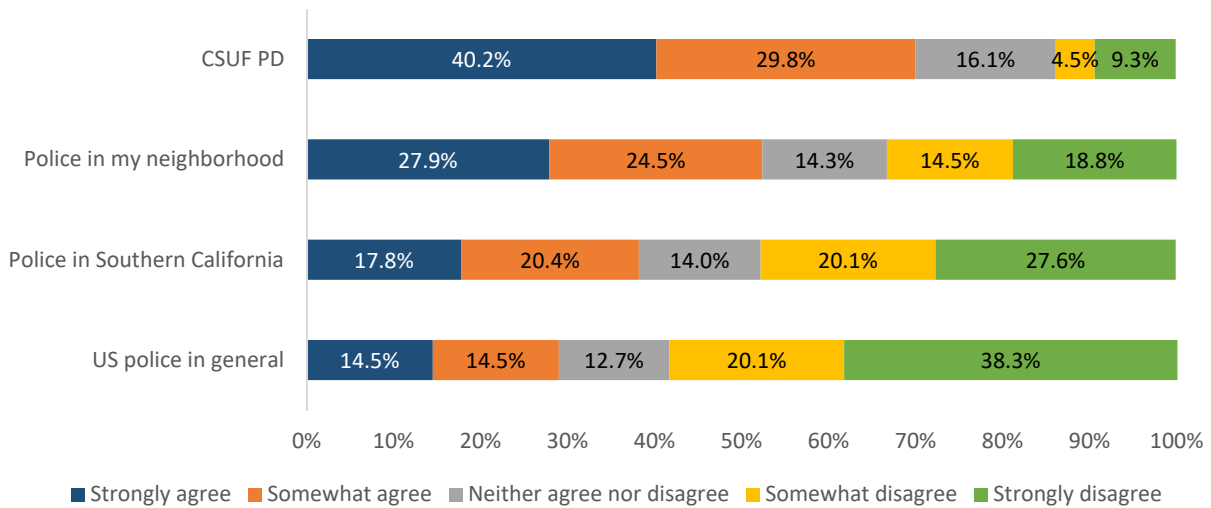
As presented in Figure 26, women and individuals of other gender categories are not as likely to believe that CSUF UPD enforce laws consistently amongst all people in their jurisdiction in comparison to men. Black respondents are also much less inclined to believe CSUF UPD enforce laws consistently compared to respondents of all other ethnic/racial groups. There is positive relationship between age and strong agreement with this statement, meaning older respondents are more likely to strongly agree CSUF UPD enforce laws consistently to all people. Students and faculty are least likely to believe CSUF UPD enforce laws consistently, as demonstrated in Figure 26. Previous experiences with LE also are indicative of respondents' agreement, with those who have not had negative interactions with police being more likely to agree that CSUF UPD consistently apply laws to everyone relative to those who have had negative encounters.

**Figure 26. % strongly agreeing with statement: CSUF PD enforce laws consistently amongst all people in their jurisdiction**



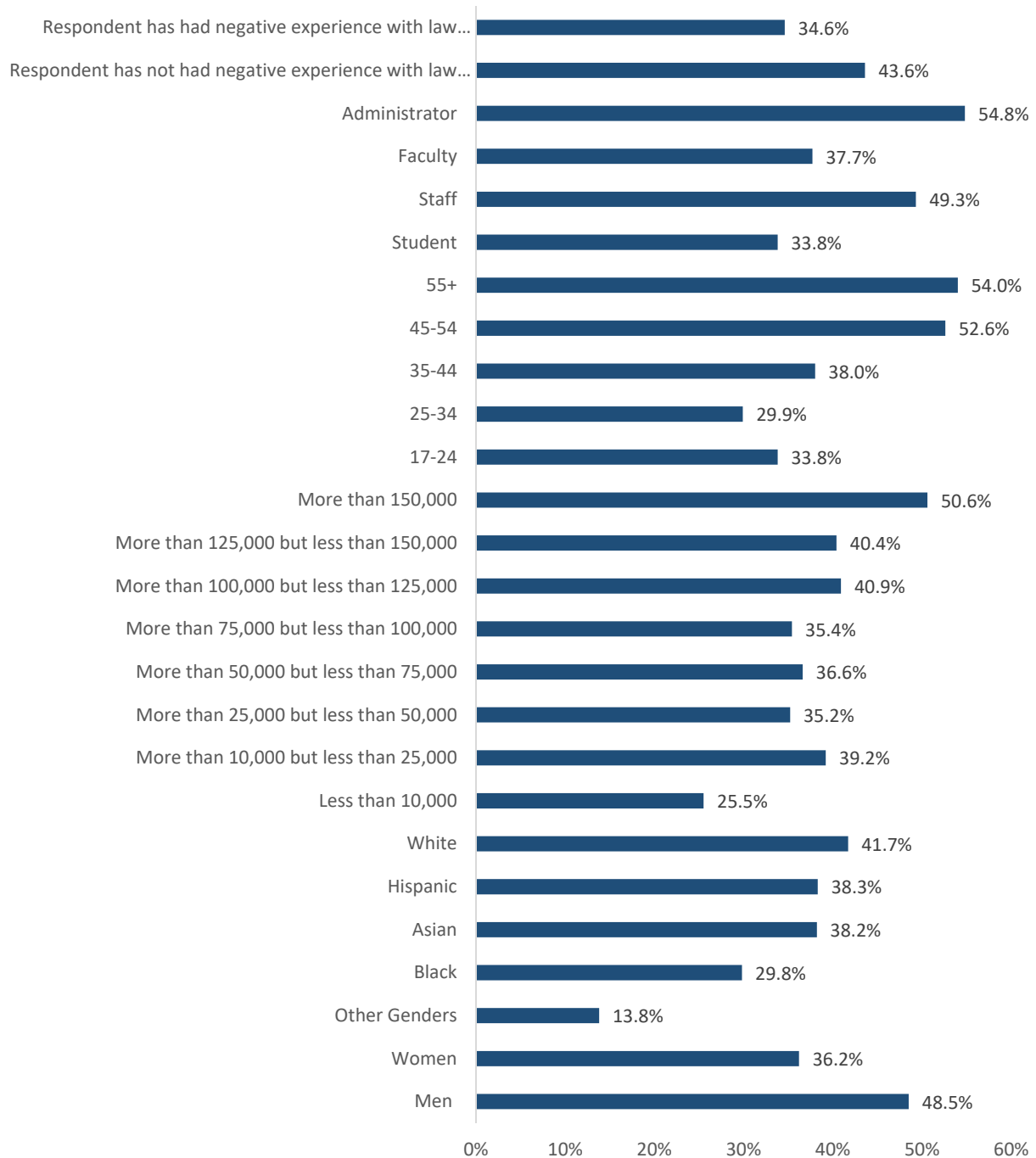
When asked, respondents are most likely to believe CSUF UPD are doing a good job treating all community members with dignity and respect ( $n = 383$ ; 40.2%), as shown in Figure 27. In comparison, respondents do not feel the police in their neighborhood ( $n = 342$ ; 27.9%), police in Southern California ( $n = 223$ ; 16%), or U.S. police in general ( $n = 186$ ; 17.8%) are doing as good a job treating all community members with dignity and respect.

**Figure 27. Police are doing a good job treating all community members with dignity and respect**



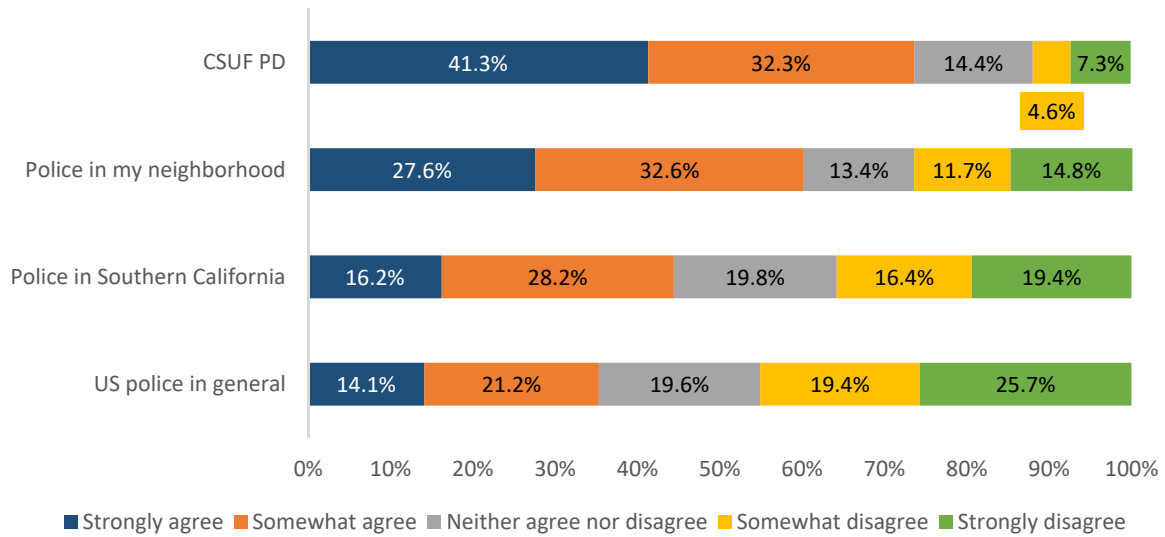
As shown in Figure 28, men are more likely to believe CSUF UPD are doing a good job treating all community members with dignity and respect in comparison to women and those of other genders. Black respondents are least likely to believe that CSUF UPD are doing a good job treating everyone with dignity and respect compared to other ethnicities. Annual household income is also an important factor in determining which respondents “strongly agreed” CSUF UPD treat everyone with dignity and respect, with those in the more than \$150,000 category being most likely to agree. A slight positive relationship between age and agreement with this statement exists, whereby those in the older groups are more likely to say they believe CSUF UPD are doing a good job treating everyone with dignity and respect than those in younger groups. Administrators are the most likely to believe that CSUF UPD treat everyone with dignity and respect, followed by staff, faculty, and then students. Past negative interactions with LE influence respondents to be less likely to agree with this statement compared to those who have not had any negative experiences.

**Figure 28. % strongly agreeing with statement: CSUF PD are doing a good job treating all community members with dignity and respect**



Respondents are much more likely to perceive CSUF UPD as willing to take the time to listen to people ( $n = 400$ ; 41.3%). In comparison, participants do not believe police in their neighborhood ( $n = 336$ ; 27.6%), police in Southern California ( $n = 193$ ; 16.2%), or U.S. police in general ( $n = 170$ ; 14.1%) are as likely to take the time to listen to people. Remaining results are displayed in Figure 29.

**Figure 29. Police take time to listen to people**



Respondents who identified as male are more likely to “strongly agree” that CSUF UPD take the time to listen to people than women or individuals in other gender categories. Income level also influences respondents’ belief that CSUF UPD take time to listen to people, with those in the more than \$150,000 category and those in the more than \$10,000 but less than \$25,000 category being most likely to agree. As seen in Figure 14, those in the older age categories are more likely to agree than those in younger ones that police take the time to listen to people. Administrators are the most likely to agree that CSUF UPD take time to listen to people, followed by staff, faculty, and then students. Those who have not previously had negative interactions with LE are more likely to agree with this statement compared to those who have had negative interactions with LE.



**Figure 30. % strongly agreeing with statement: CSUF PD take time to listen to people**

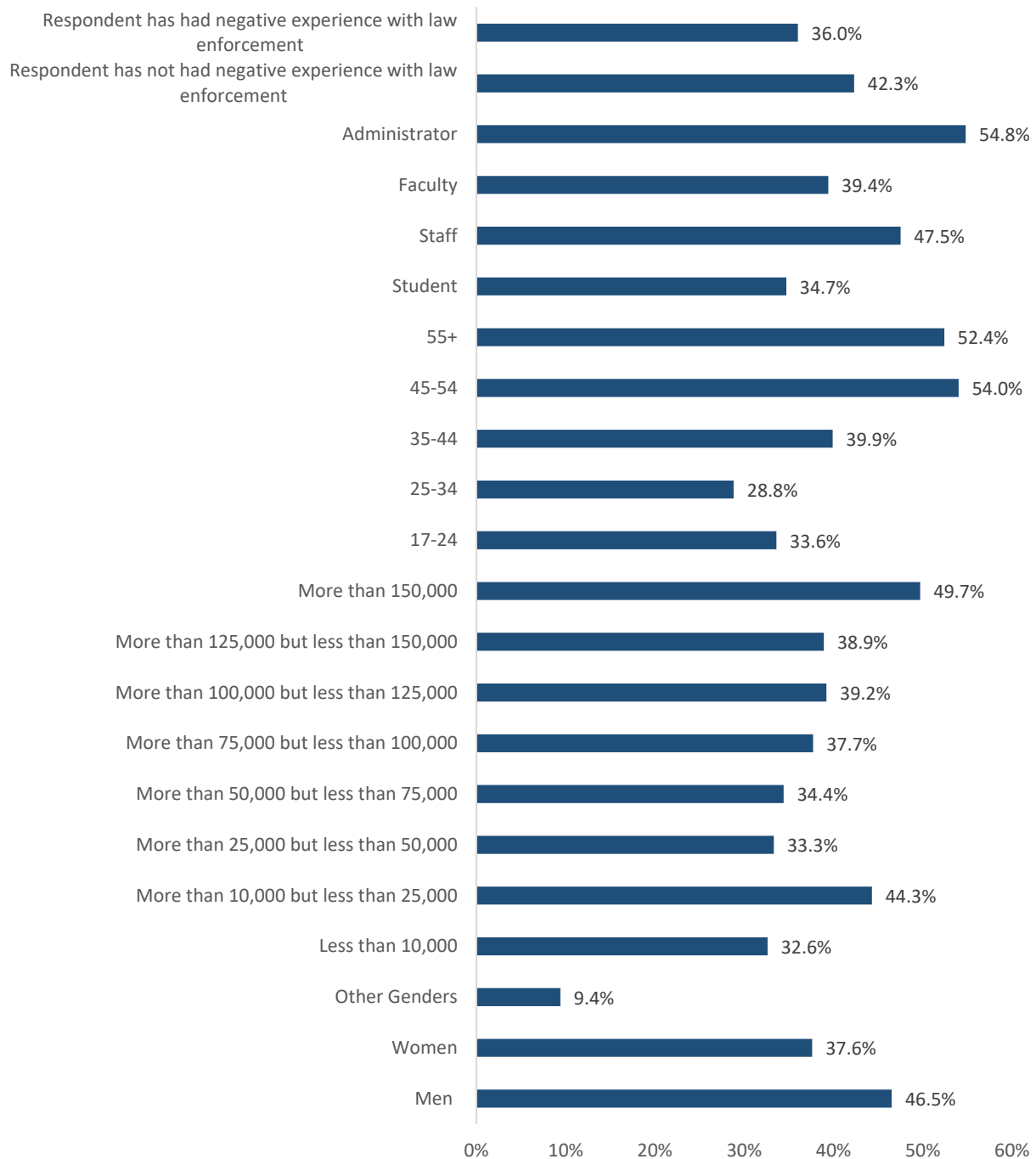


Figure 31 illustrates survey respondents are more likely to “strongly agree” the CSUF UPD “explain[s] their decisions to the people they deal with” ( $n = 286$ ; 32.3%) in comparison to police in their neighborhood ( $n = 256$ ; 22.3%), police in Southern California ( $n = 176$ ; 15.4%), and police the US in general ( $n = 136$ ; 11.7%).

**Figure 31. Police explain their decisions to people they deal with**

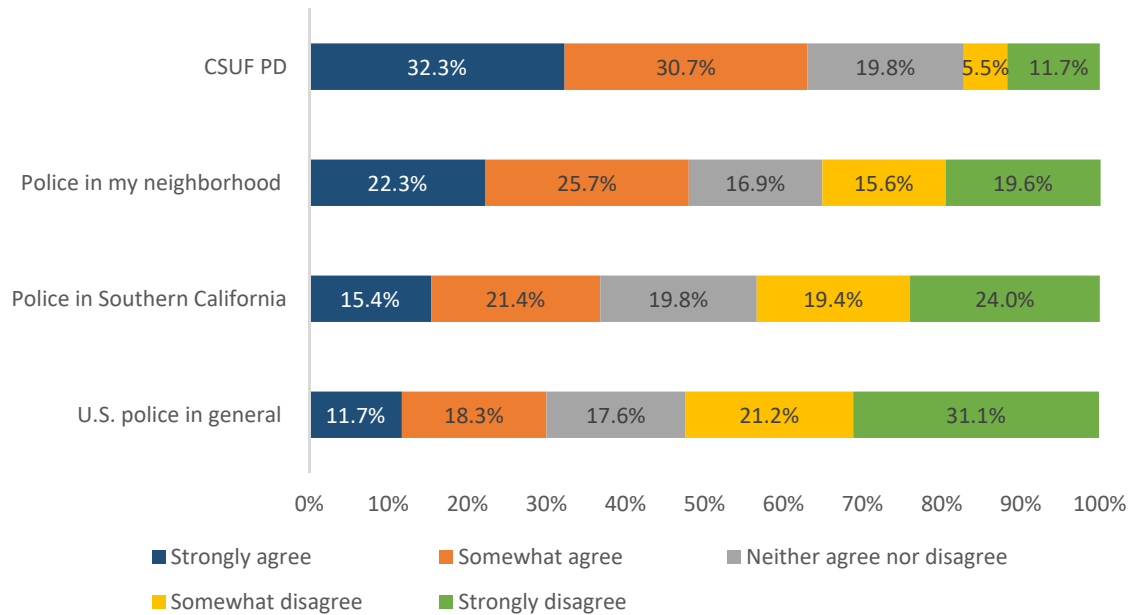
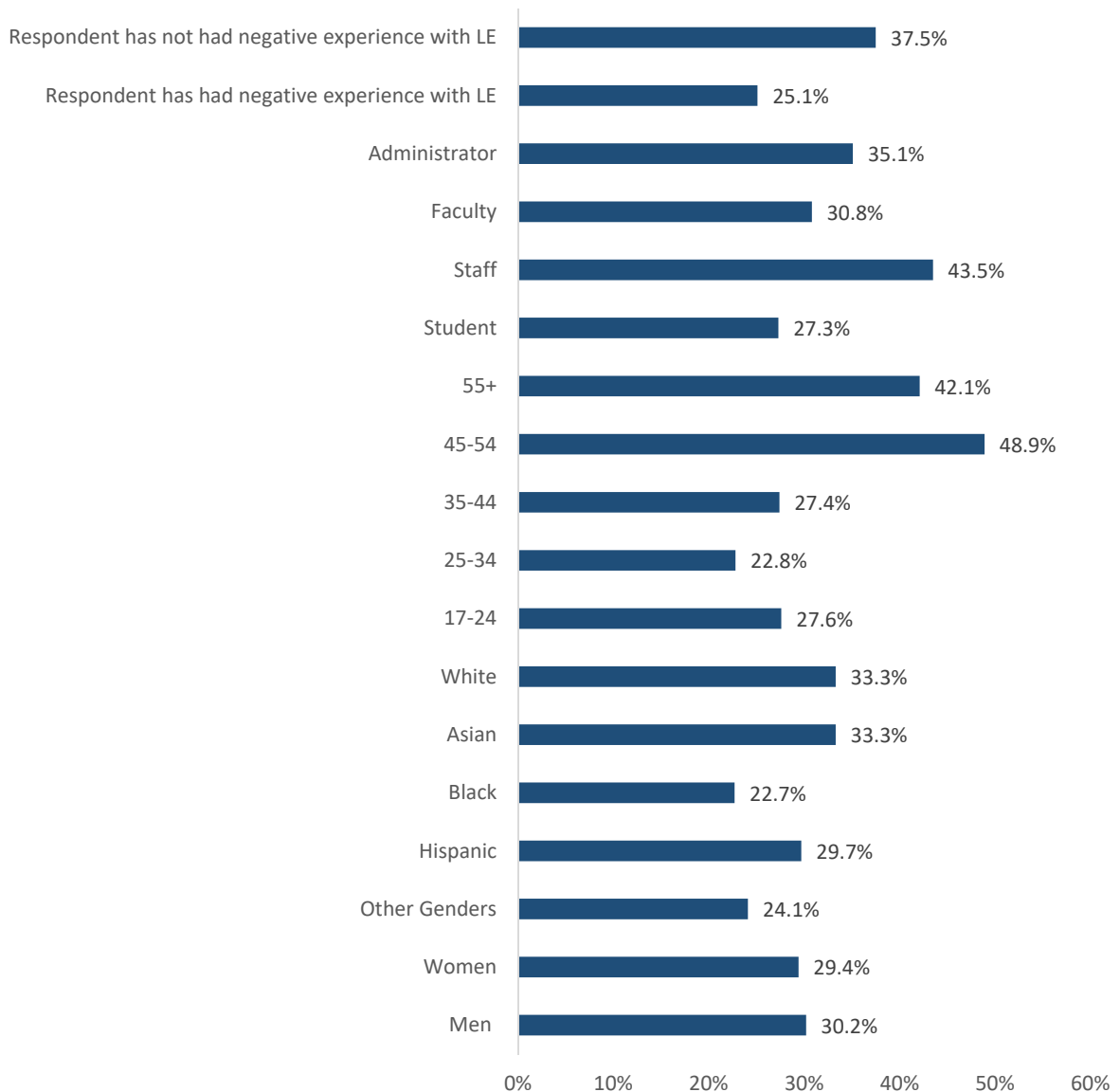


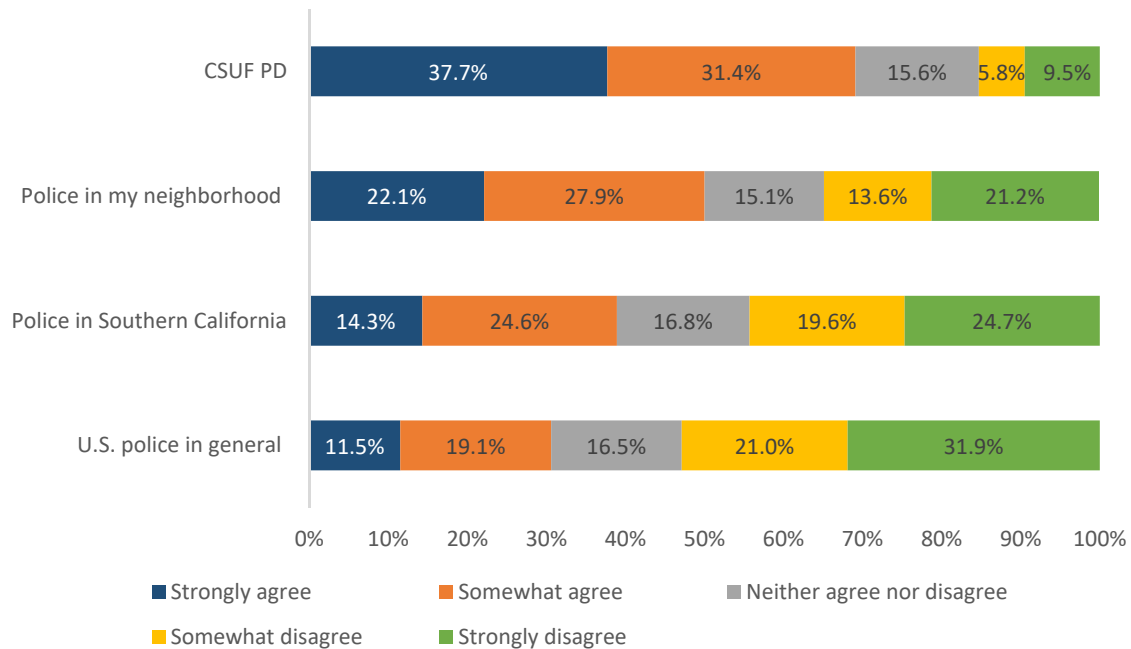
Figure 32 displays that men and women feel similar in their sentiments around CSUF police explaining their decisions to those they deal with; however, a smaller proportion of individuals of other genders feel police explain these decisions. Furthermore, a positive correlation between thinking CSUF UPD officers explain themselves to those they deal with and respondent age exists, such that older respondents hold this belief more than younger ones. Figure 32 also illustrates that larger proportions of administrators and staff agree CSUF UPD officers explain their decisions than do faculty and students, on average. Lastly, respondents who have had past negative experiences with LE note that CSUF officers explain themselves less often, in general, than do those without such experiences.

**Figure 32. % strongly agreeing with statement: In general, CSUF UPD explain their decisions to people they agree with**



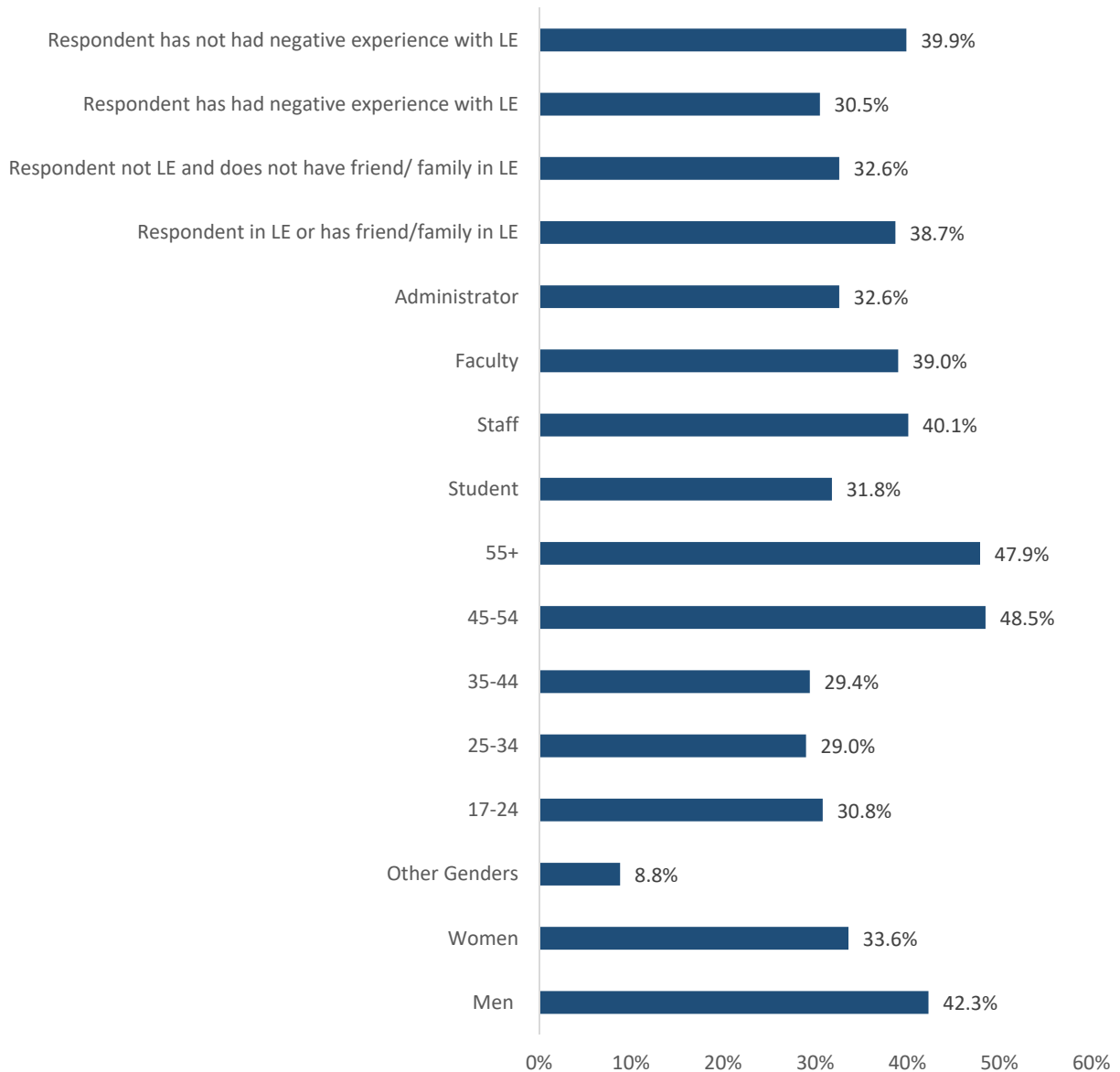
Similar to sentiments surrounding police explaining their decisions, Figure 33 shows a larger proportion survey participants “strongly agree” that the CSUF UPD are “doing a good job being transparent (sharing information of public concern) with the people in their jurisdiction” ( $n = 382$ ; 37.7%), than are police in the respondent’s neighborhood ( $n = 267$ ; 22.1%), police in Southern California ( $n = 171$ ; 14.3%), or police the US at large ( $n = 140$ ; 11.5%).

**Figure 33. Police are doing a good job being transparent with the people**



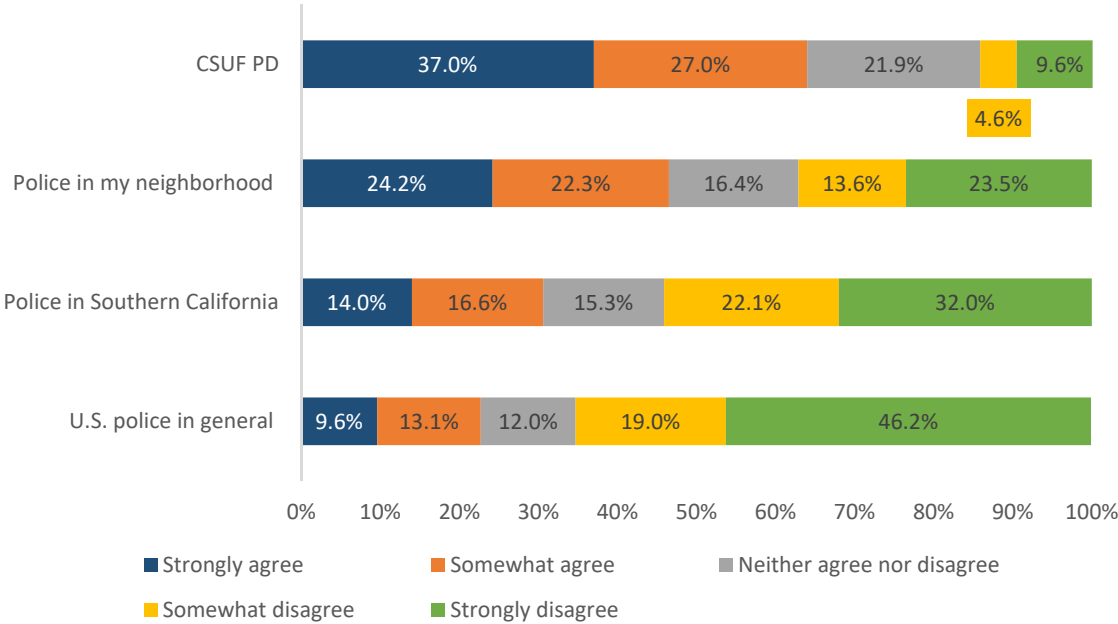
As shown in Figure 34, men are most likely to “strongly agree” the CSUF UPD are being transparent with those in their jurisdiction, followed by a slightly smaller proportion of woman expressing this. However, a much smaller proportion of those of other genders feel this way. Also displayed in Figure 34, a significantly larger percent of White respondents believe CSUF police are transparent than do those participants from other races. Additionally, there is a positive relationship between holding the view that the campus police are transparent with those they serve and age – older respondents express this more than younger ones. Figure 34 also elucidates the fact that larger percentages of faculty and staff agree the CSUF UPD shows transparency than do administrators and students. Furthermore, those who either are in LE themselves or have family members in the field more often agree campus police are transparent compared to those with no LE affiliation. Finally, respondents who have had past negative experiences with LE give less credence to the notion that CSUF UPD is transparent than do those who have not lived these experiences.

**Figure 34. % strongly agreeing with statement: In general, CSUF UPD are doing a good job being transparent with the people in their jurisdiction**



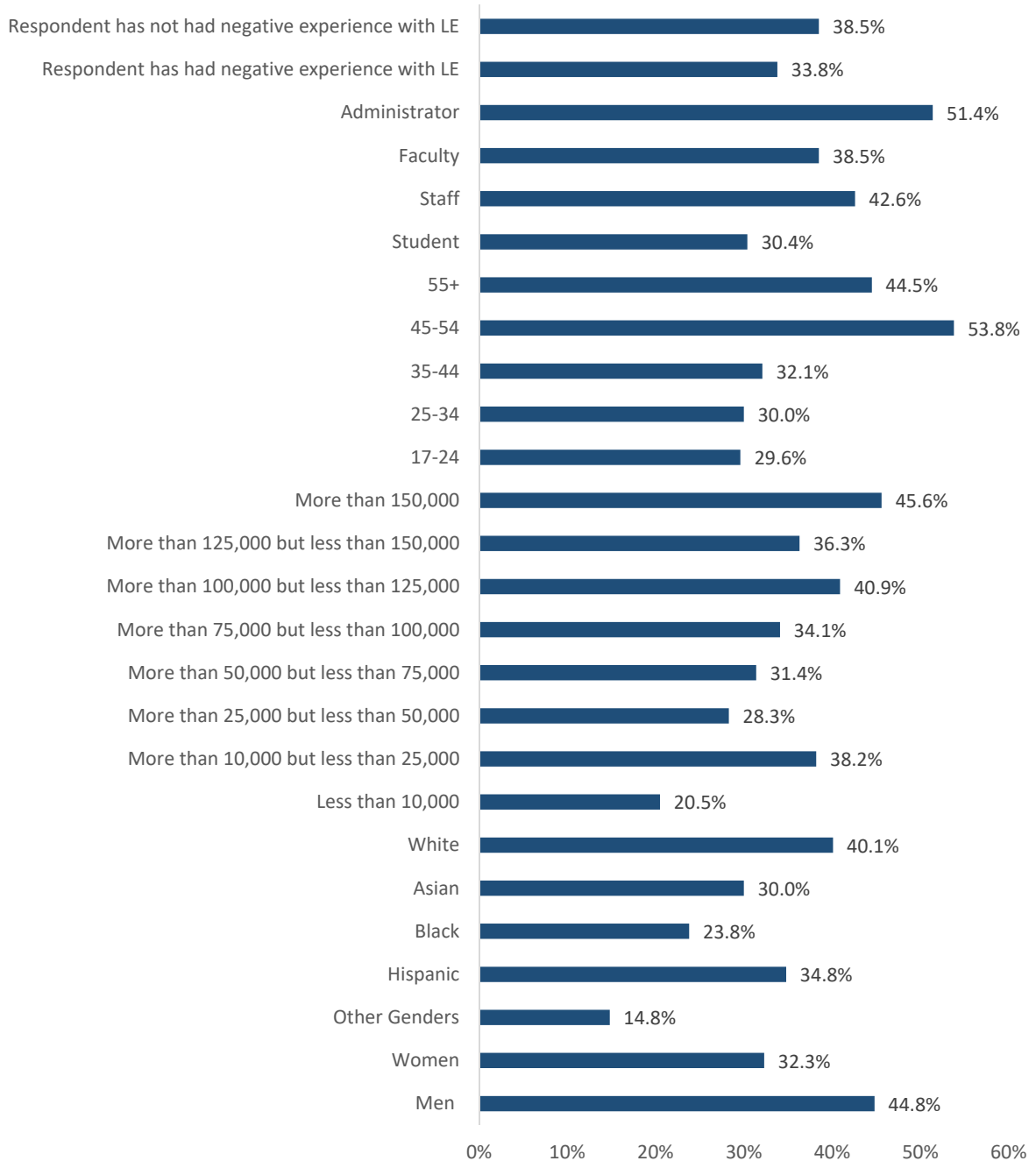
As clearly outlined in Figure 35, a substantially larger proportion of survey completers “strongly agree” that the CSUF UPD officers use the right amount of force while carrying out their duties ( $n = 311$ ; 37.0%) as compared to police in the respondent’s community of residence ( $n = 285$ ; 24.2%), police in Southern California ( $n = 169$ ; 14.0%), and police across the country ( $n = 123$ ; 9.6%).

**Figure 35. Police use the right amount of force for each situation**



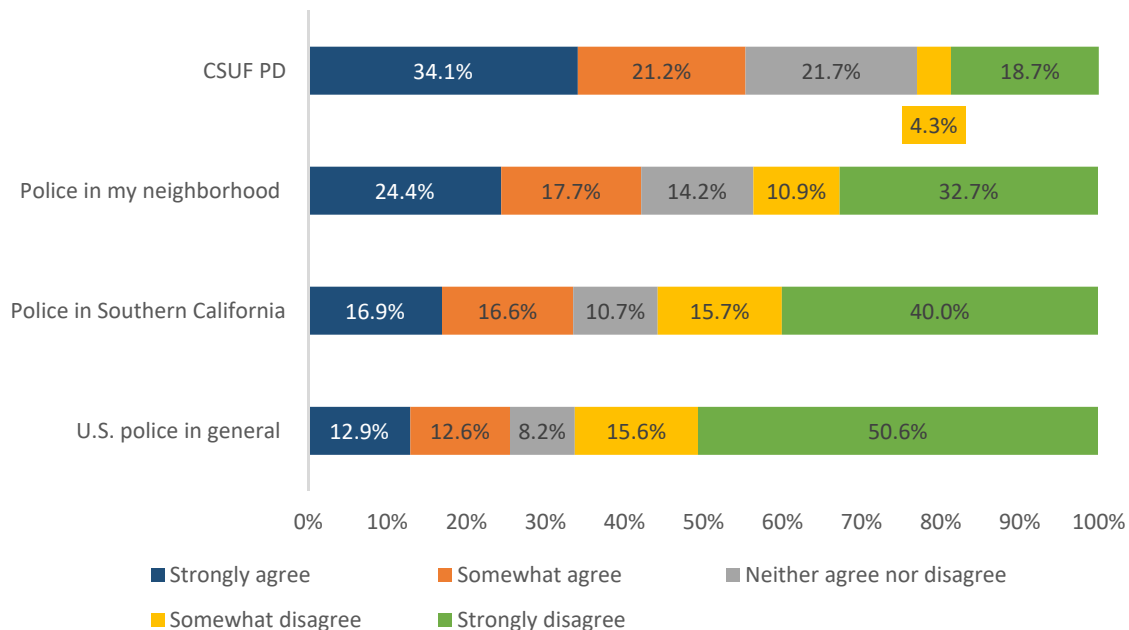
As shown in Figure 36, stark differences exist among genders regarding use of force, with the greatest proportion of men agreeing CSUF UPD use an appropriate amount of force, while a smaller percentage of woman do. Those of other genders feel police use the right amount of force to an even lesser degree. Taking into account racial/ethnic differences, White and Hispanic respondents are more likely to agree University police use of force is appropriate than other racial/ethnic group, with Black participants agreeing least that the force used is commensurate with the situation. Figure 36 also displays a positive relationship between household income level and the view that force used by CSUF UPD is appropriate – those with higher household incomes are generally more likely to hold this view than those with lower incomes. A similar relationship exists between asserting police use a proper degree of force and age – older respondents take this position more than younger ones. Additionally, administrators agree the right amount of force is used for the situation to the greatest degree, followed closely by faculty and staff, whereas this view is much less common among students. Finally, survey completers who have had negative experiences with police officers in general are slightly less likely to agree that CSUF UPD officers use an appropriate amount of force compared to those who have not had such experiences.

**Figure 36. % strongly agreeing with statement: In general, CSUF UPD use the right amount of force for each situation**



As shown in Figure 37, respondents are more likely to “strongly agree” CSUF UPD are held accountable by the department ( $n = 274$ ; 34.1%) followed by police in my neighborhood ( $n = 276$ ; 24.4%) and police in Southern California ( $n = 205$ ; 16.9%). Respondents are least likely to “strongly agree” U.S. police in general are held accountable by the department ( $n = 167$ ; 12.9%). Remaining results are displayed in Figure 21.

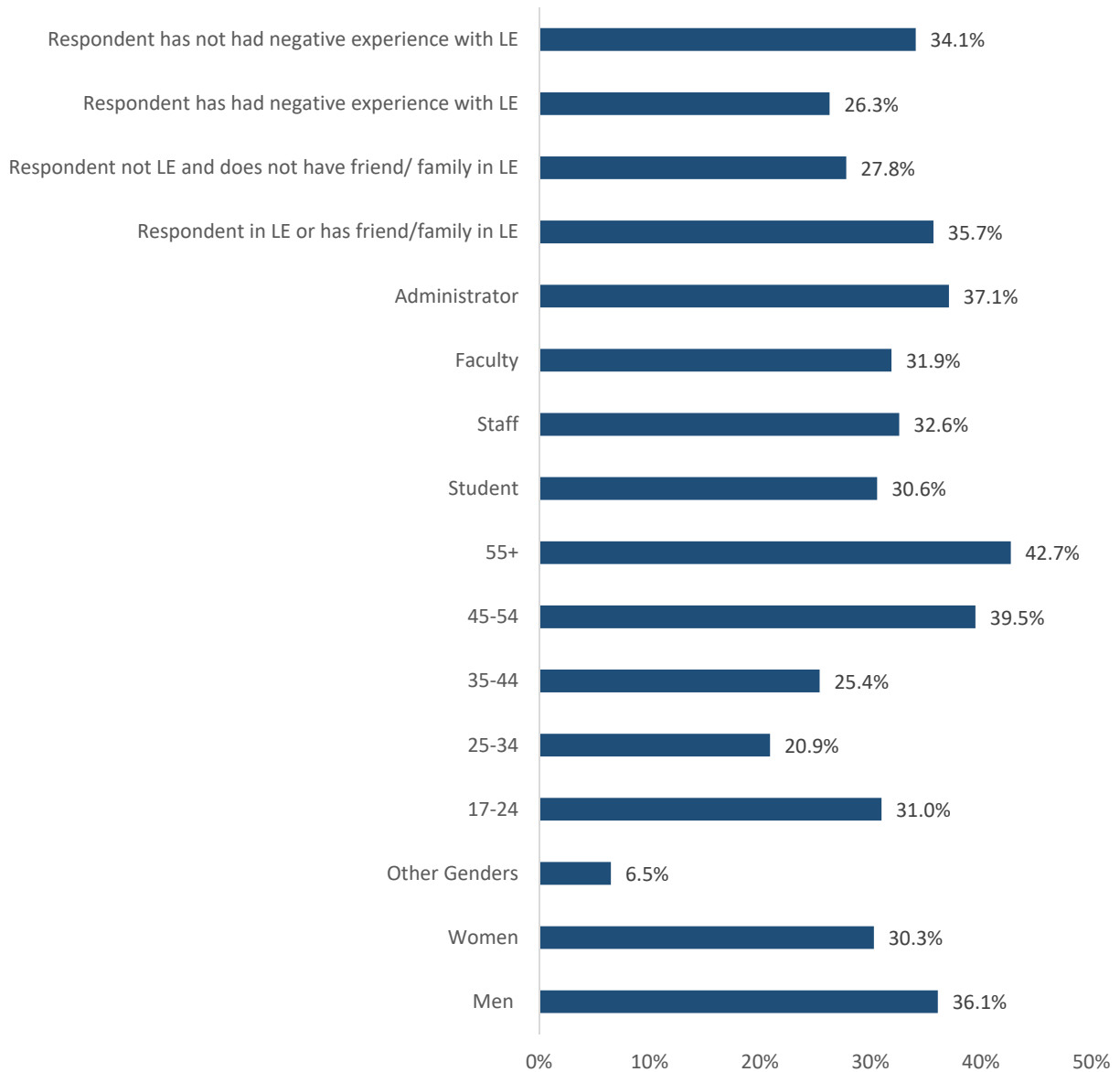
**Figure 37. Police are held accountable**



Men are more likely to “strongly agree” that CSUF UPD are held accountable by the department than those who identify as either women or one of the gender identities that comprise the “other” category, as seen in Figure 38. Age is also an important factor in the likelihood of a respondent choosing “strongly agree,” with those in the upper age categories being more likely than those in the younger categories. Administrators are the most likely campus grouping to believe that CSUF UPD are held accountable by their department, followed by staff, faculty, and then students. Individuals in LE or who have a friend or family member in LE are more inclined to believe that CSUF UPD are held accountable. As illustrated in Figure 38, respondents who have previously had negative interactions with LE are less likely to believe CSUF UPD are held accountable in comparison to those who have not had negative experiences.

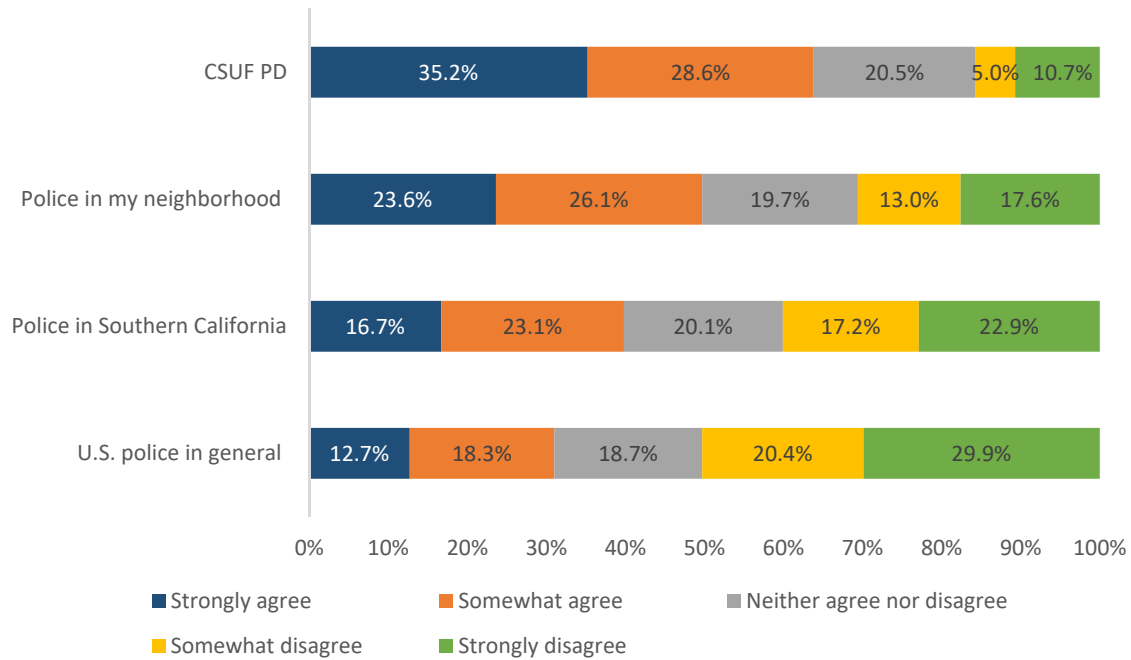


**Figure 38. % strongly agreeing with statement: In general, CSUF UPD are held accountable for their actions**



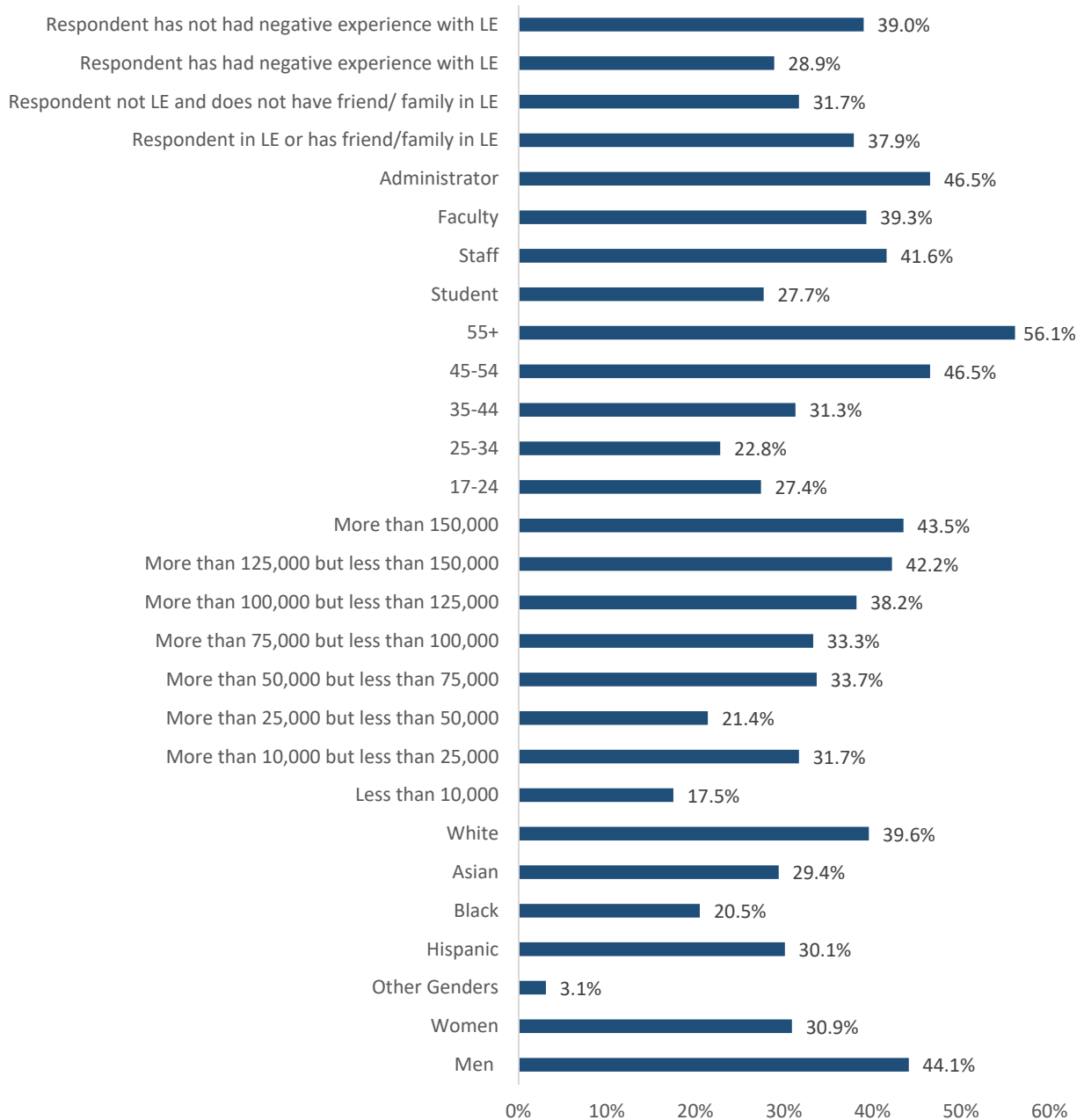
When asked to rate their agreement that police are honest, participants are more likely to “strongly agree” CSUF UPD are honest ( $n = 330$ ; 35.2%) compared to the other police categories. Participants are less likely to “strongly agree” police in their neighborhood ( $n = 285$ ; 23.6%) or police in Southern California ( $n = 202$ ; 16.7%) are honest, and the least likely to “strongly agree” U.S. police in general are honest ( $n = 160$ ; 12.7%). Figure 39 displays the remaining results.

**Figure 39. Police are honest**



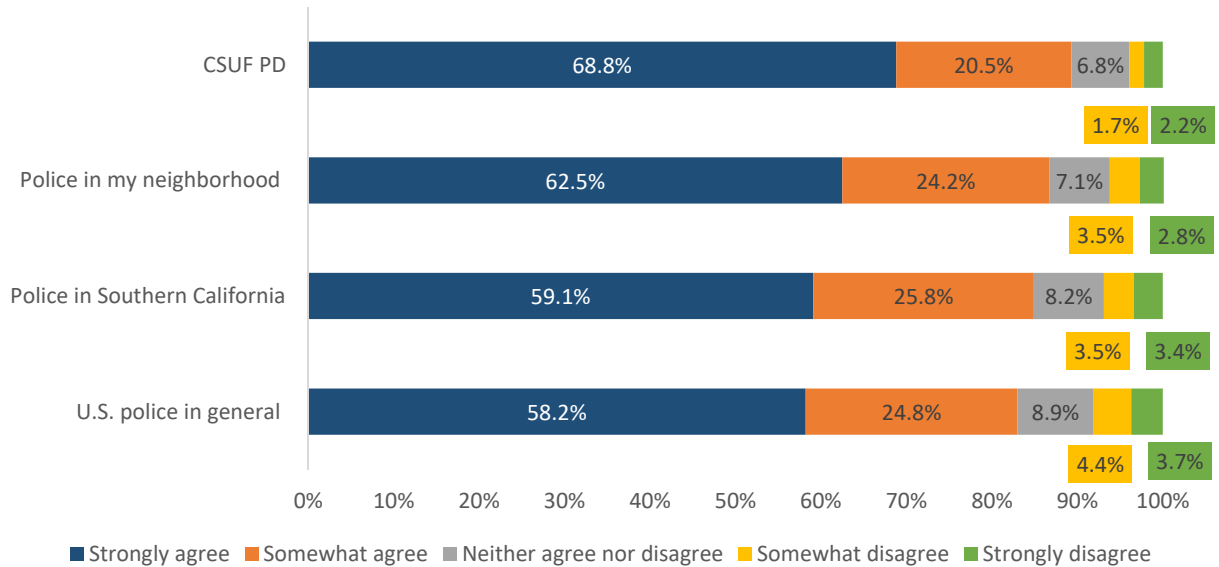
As shown in Figure 40, women and those in the “other” gender category are less likely to believe police are honest. Black, Asian, and Hispanic respondents are less likely to “strongly agree” police are honest than white respondents. A positive relationship is observed in both annual household income and age, with those in the upper income categories and upper age categories being more likely to believe that police are honest than those in the lower income and lower age categories. Students are less likely to “strongly agree” police are honest than faculty, staff, and administrators. Respondents with either personal experience in LE or friends/family in LE are more likely to believe police are honest than those without personal experience or friends/family in LE. Figure 40 also demonstrates that those who have had past negative interactions with LE are less likely to believe police are honest.

**Figure 40. % strongly agreeing with statement: In general, CSUF UPD are honest**



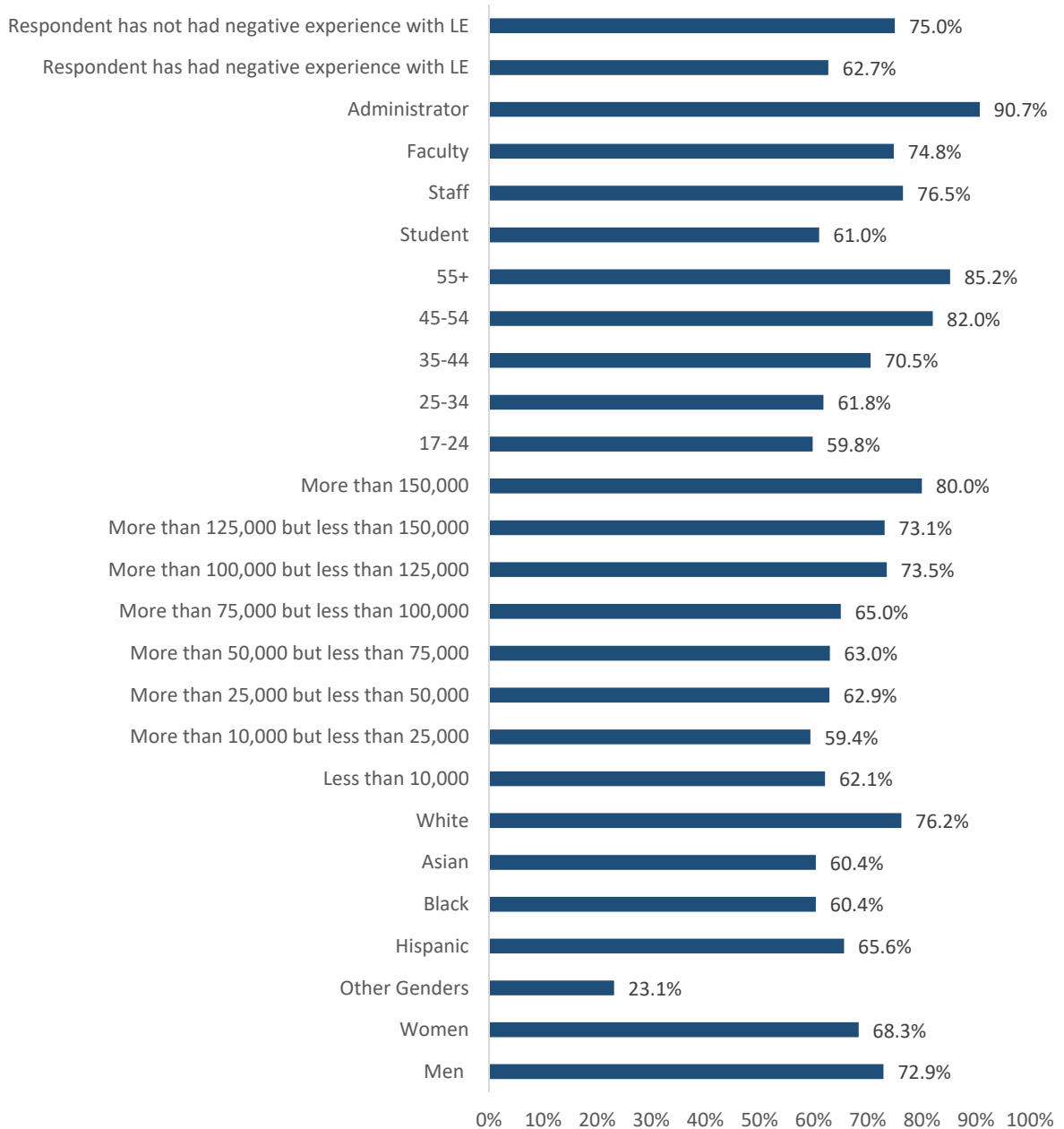
The majority of respondents are likely to provide information to the police to help find a suspected criminal, regardless of the department. However, they are more likely to provide this type of information to CSUF UPD ( $n = 896$ ; 68.8%) and police in their neighborhood ( $n = 840$ ; 62.5%). Results are illustrated in Figure 41.

**Figure 41. I am likely to provide information to the police to help them find a suspected criminal**



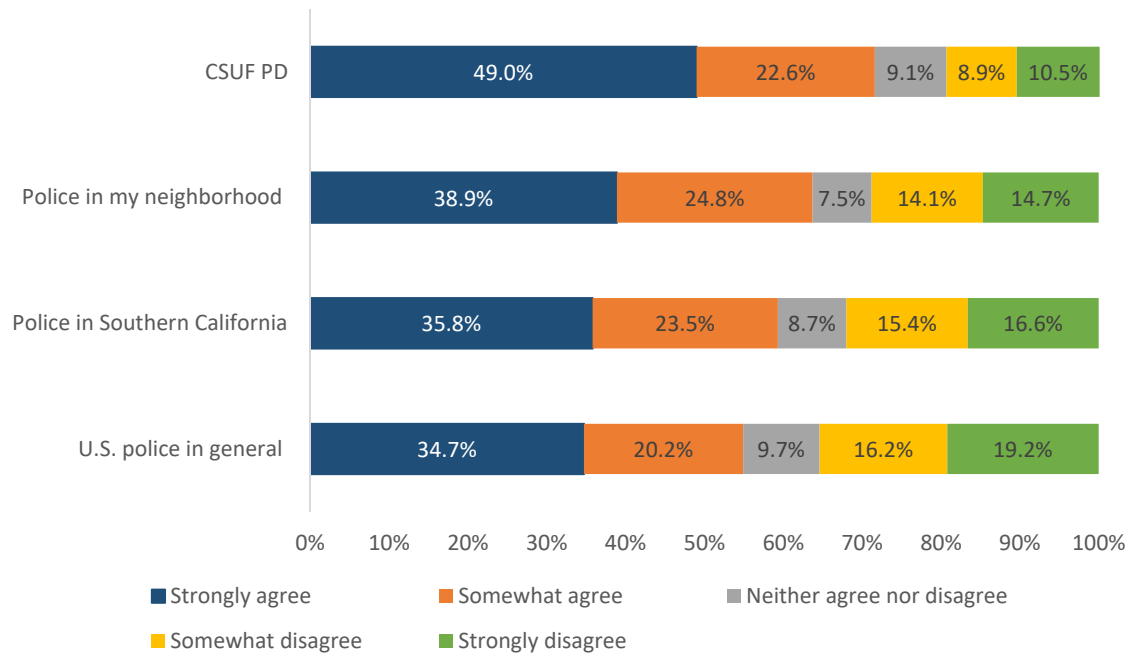
Individuals of other genders are much less inclined to provide information to CSUF UPD to help them find a suspected criminal than both women and men, as shown in Figure 42. White respondents are more likely to “strongly agree” they would provide information to CSUF UPD compared to Hispanic, Asian, and Black respondents. As illustrated in Figure 42, those in the upper income and older age brackets are more likely than those in the lower income and younger age brackets to “strongly agree” they would provide information to CSUF UPD. Administrators are the most likely campus grouping to “strongly agree” they would provide information to CSUF UPD, followed by staff, faculty, and then students. Finally, Figure 42 shows that those without any previous negative experiences are more likely to “strongly agree” they would provide information to CSUF UPD to help find a suspected criminal than those who had previous negative experiences.

**Figure 42. % strongly agreeing with statement: I am likely to provide information to CSUF UPD to help them find a suspected criminal**



As shown in Figure 43, survey respondents are more likely to “strongly agree” they would feel comfortable speaking with a uniformed CSUF UPD ( $n = 658$ ; 49.0%), than they would speaking to a uniformed police officer in their neighborhood ( $n = 548$ ; 38.9%), a Southern California officer in uniform ( $n = 495$ ; 35.8%) or a uniformed U.S. police officer in general ( $n = 472$ ; 34.7%).

**Figure 43. In general, I feel comfortable speaking to a uniformed police officer**



As shown in Figure 44, men, in general, feel more comfortable speaking to a uniformed CSUF UPD officer than women, meanwhile both men and women feel notably more comfortable speaking to a uniformed CSUF UPD officer than individuals of other genders. Also shown in Figure 25 is the finding that White respondents feel more comfortable speaking with a uniformed CSUF UPD officer compared to Black, Hispanic or Asian respondents. A positive relationship between annual household income and comfort speaking to a uniformed CSUF UPD officer is also observed, such that those earning higher incomes report being more comfortable speaking to an officer in uniform than those earning less. There is also a positive correlation between comfort speaking to a uniformed CSUF UPD officer and respondent age, meaning older respondents report being more comfortable speaking to a police officer in uniform than younger respondents. Figure 44 also illustrates that students, on average, feel less comfortable speaking to a uniformed CSUF UPD officer than faculty, staff and administrators. Respondents who are/were in LE or who have friends/family in LE report being more comfortable speaking to a uniformed CSUF UPD officer than those who were not and have no friends/ family in LE, as shown in Figure 44. Finally, as shown in Figure 44, respondents who had past negative experiences with LE report feeling less comfortable talking to uniformed CSUF UPD officers than those who had not had such experiences.

**Figure 44. % strongly agreeing with statement: In general, I feel comfortable speaking to a CSUF UPD uniformed police officer**

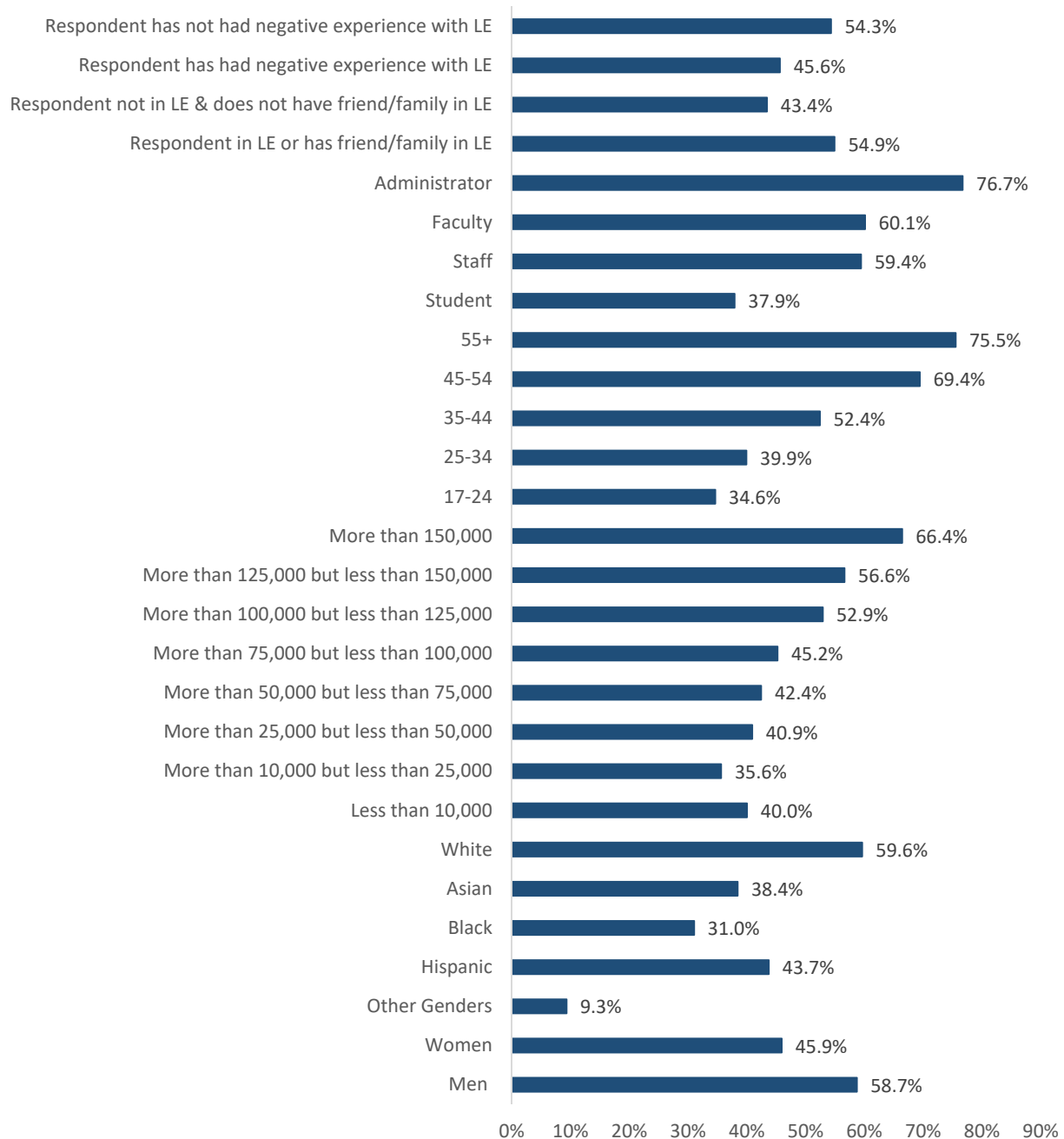
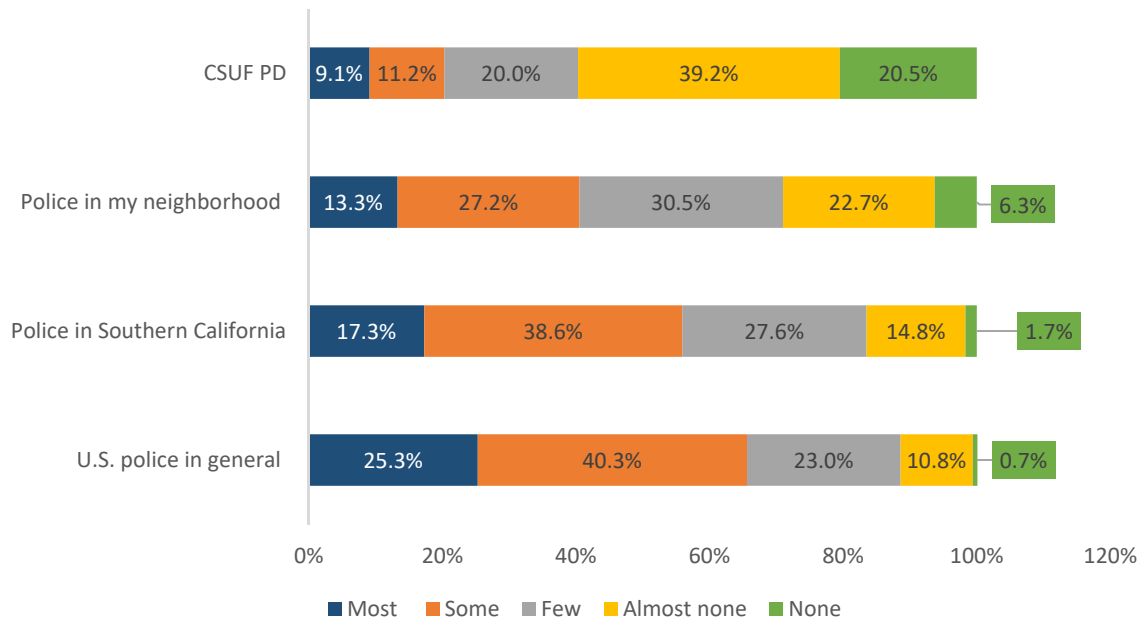


Figure 45 illustrates that a larger proportion of respondents believe that “most” U.S police in general engage in corrupt behavior ( $n = 329$ ; 25.3%) compared to most police in Southern California ( $n = 221$ ; 17.3%), police in their neighborhood ( $n = 164$ ; 13.3%) and CSUF UPD ( $n = 85$ ; 9.1%). By far, respondents are least likely to believe that “most” CSUF UPD officers engage in corrupt behavior.

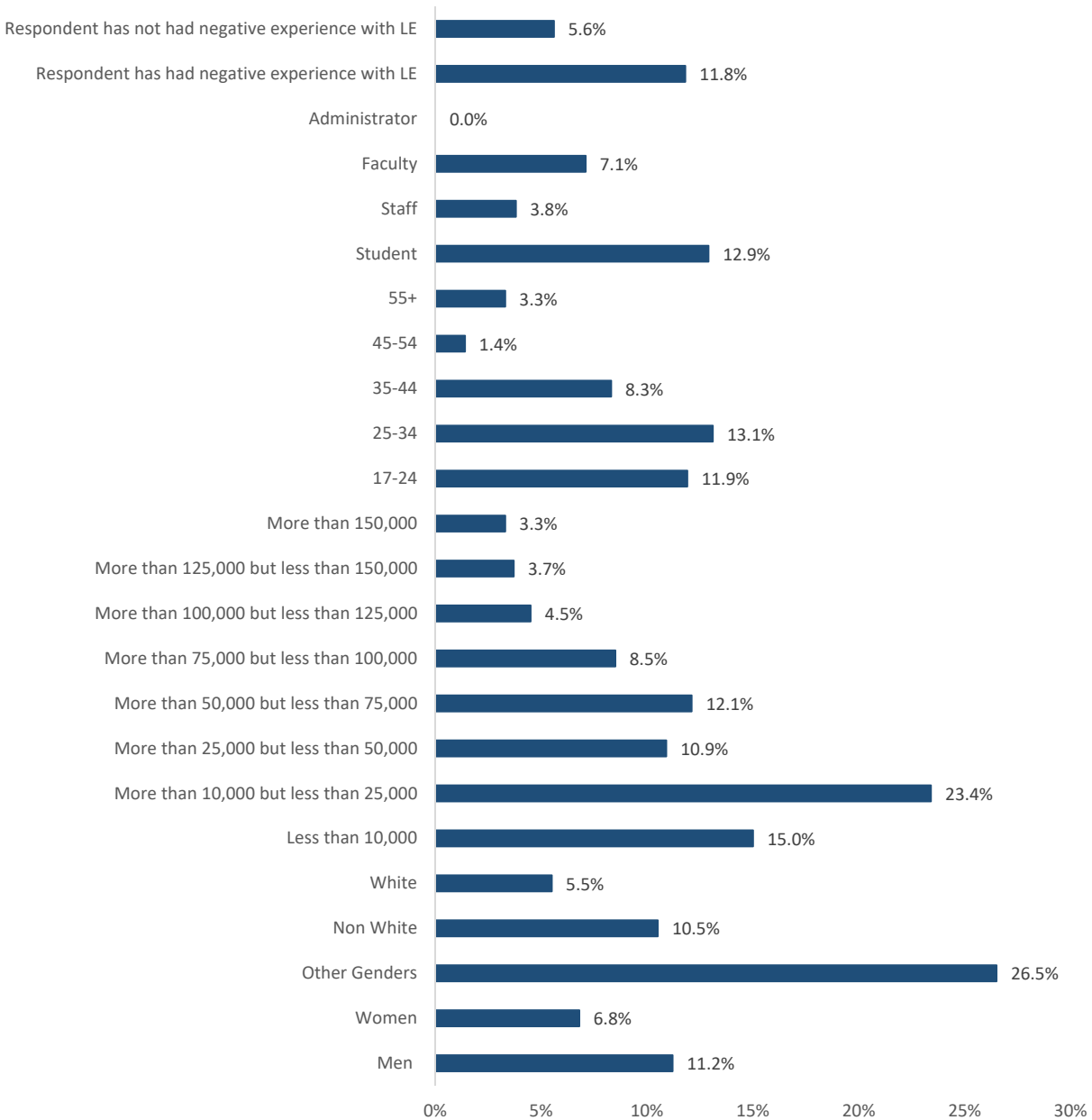
**Figure 45. How many officers do you think engage in corrupt behavior?**



As shown in Figure 46, men are more likely than women to believe most CSUF UPD officers engage in corrupt behavior; however, individuals of other genders are far more likely to believe most CSUF UPD officers engage in corrupt behavior relative to both men and women. Non-white respondents are more likely to believe that most CSUF UPD engage in corrupt behavior than White respondents, as shown in Figure 46. Figure 46 also shows a negative correlation between the tendency to believe most CSUF UPD engage in corrupt behavior and annual household income, such that those with higher incomes are less likely to believe that most CSUF UPD engage in corrupt behavior compared to those with lower household incomes. A negative relationship is also observed between age and the tendency to believe most CSUF UPD engage in corrupt behavior. More specifically, older respondents are less inclined to believe most CSUF UPD engage in corrupt behavior than younger respondents. As shown in Figure 46, faculty, staff, and administrators are less likely to believe most CSUF UPD engage in corrupt behavior than students. Meanwhile, respondents who have had past negative experiences with LE are more inclined to believe most CSUF UPD engage in corrupt behavior than respondents who have not had these experiences.

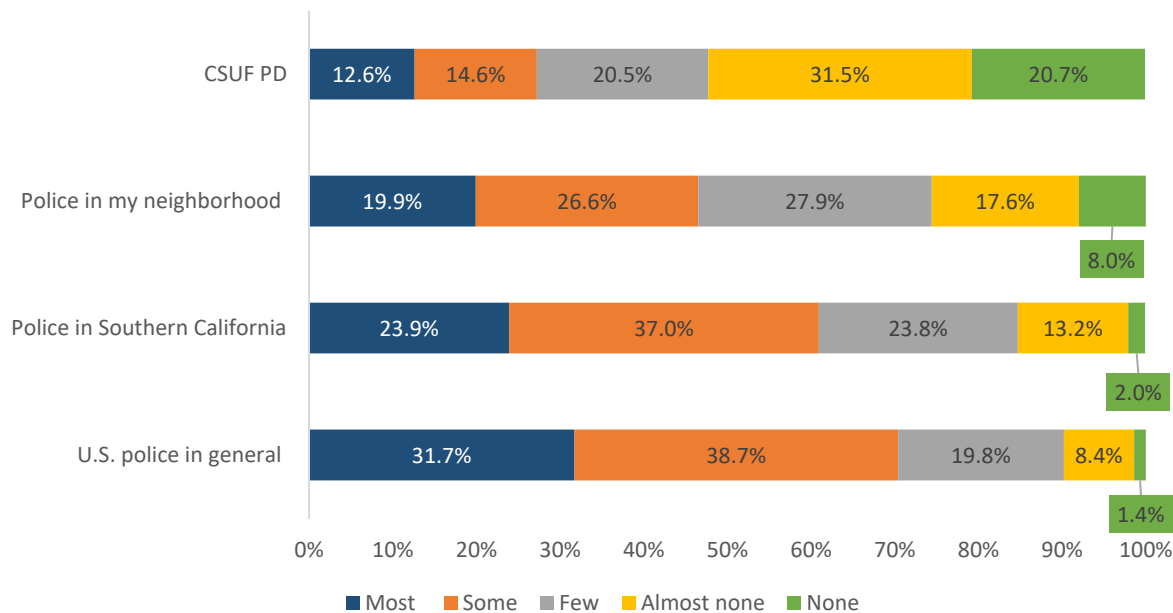


**Figure 46. % who feel that "most" police officers engage in corrupt behavior**



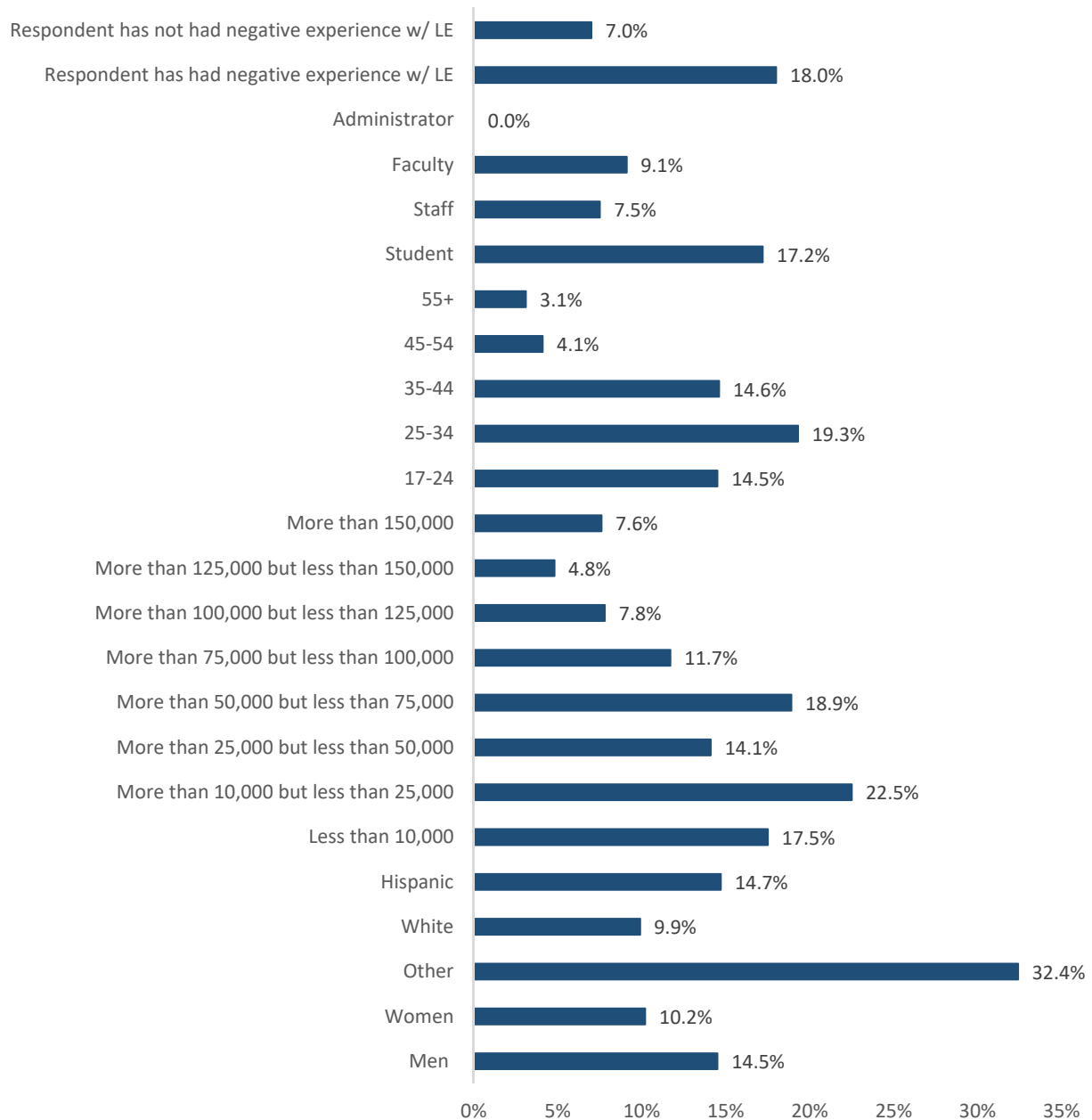
Considering the number of police officers who abuse their power, Figure 47 illustrates that respondents are more likely to believe that “most” U.S. police in general do so ( $n = 437$ ; 31.7%). Respondents are less inclined to report this belief in relation to police in Southern California ( $n = 333$ ; 23.9%), police in their neighborhoods ( $n = 254$ ; 19.9%) and CSUF UPD ( $n = 118$ ; 12.6%). By far, respondents are least likely to believe that “most” CSUF police abuse their power.

**Figure 47. How Many Officers do you Think Abuse Their Power?**



As shown in Figure 48, individuals of other genders are notably more likely to feel “most” CSUF UPD abuse their power in comparison to both men and women. Hispanics are more likely to believe that “most” CSUF UPD abuse their power than White respondents. A modest negative relationship between age and the tendency to believe “most” CSUF UPD abuse their power exists, such that those with higher household incomes, on average, are less likely to believe “most” CSUF UPD abuse their power than those with lower incomes. Figure 48 shows that age is also negatively related to the perception that “most” CSUF UPD abuse their power, meaning those who are older are less likely to believe “most” CSUF UPD abuse their power than younger respondents. Students are far more likely to believe that most CSUF UPD abuse their power than faculty, staff, and administrators. Finally, compared to respondents who have not had negative experiences with LE, those who have are much more likely to believe that “most” CSUF UPD abuse their power.

**Figure 48. % who feel that "most" police officers abuse their power**



A notably lower percentage of respondents believe "most" CSUF UPD engage in biased policing against minorities ( $n = 186$ ; 17.7%) than police in their neighborhood ( $n = 374$ ; 27.8%), police in Southern California ( $n = 457$ ; 31.7%) and U.S police in general ( $n = 556$ ; 39.2%). By far, respondents are most likely to believe most U.S. police in general engage in biased policing against minorities, as shown in Figure 49.

**Figure 49. How many officers do you think engage in biased policing against minorities?**

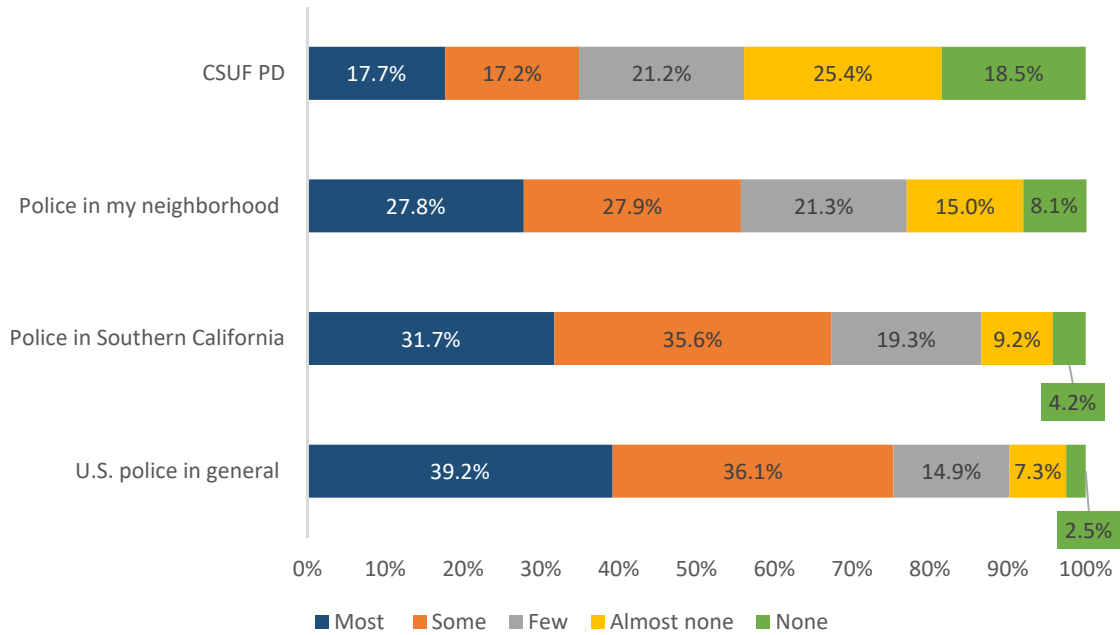
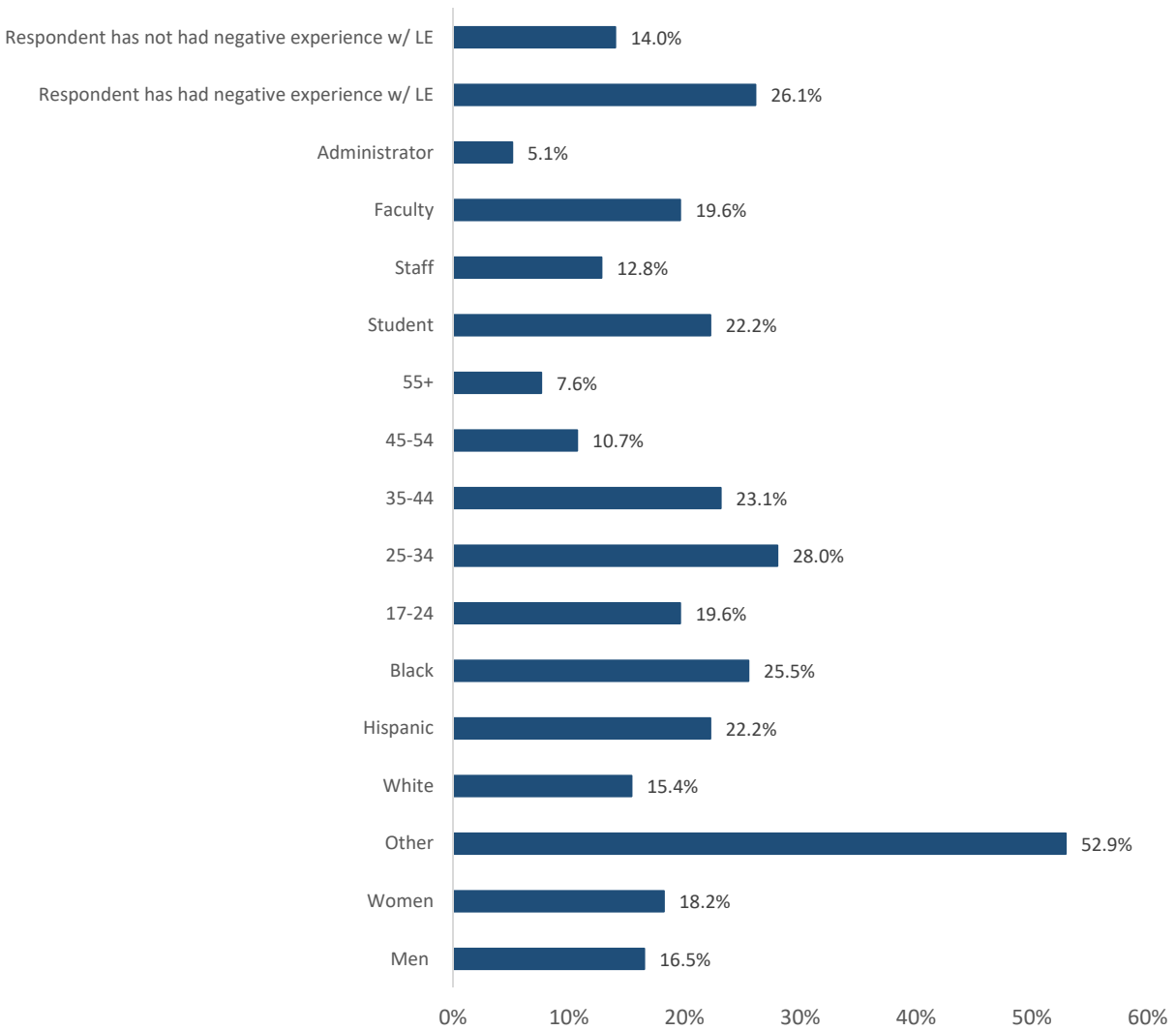


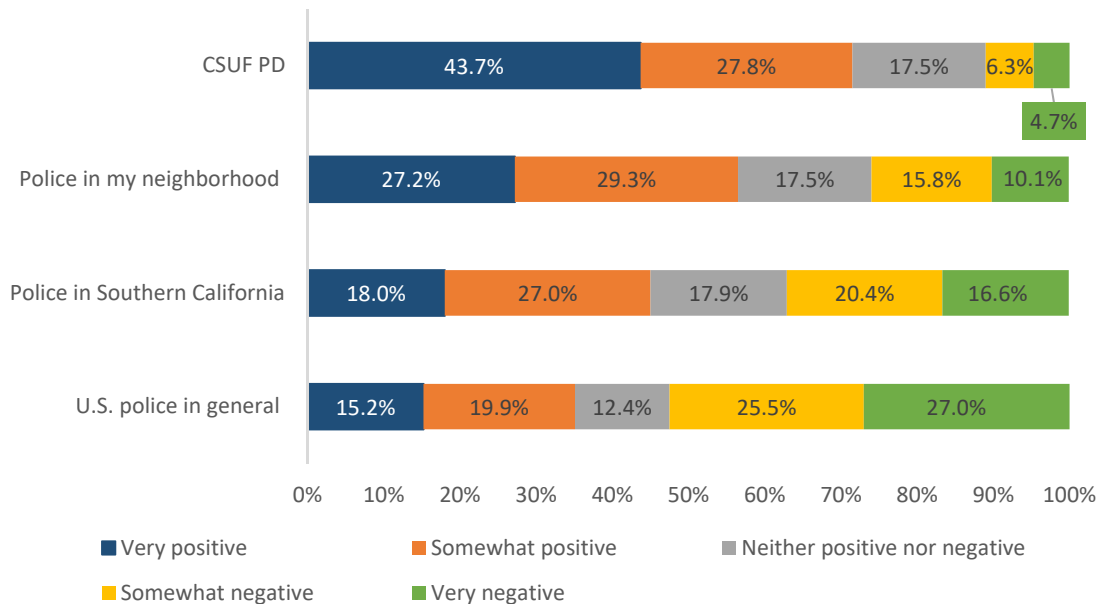
Figure 50 illustrates those of other genders are more likely to feel “most” CSUF UPD engage in biased policing against minorities compared to both men and women. Hispanics and Blacks are more likely to believe “most” CSUF UPD engage in biased policing against minorities than White respondents, as shown in Figure 50. Perceptions that CSUF UPD engage in biased policing is negatively related to age, such that those who are older are less likely to believe that “most” CSUF UPD engage in biased policing against minorities than younger respondents. Faculty and students have a greater inclination to feel that “most” CSUF UPD engage in biased policing against minorities relative to staff and administrators. Finally, compared to those that report no negative experiences with LE, a greater percentage of those that do feel “most” CSUF UPD engage in biased policing against minorities.

**Figure 50. % who feel most police officers engage in biased policing**



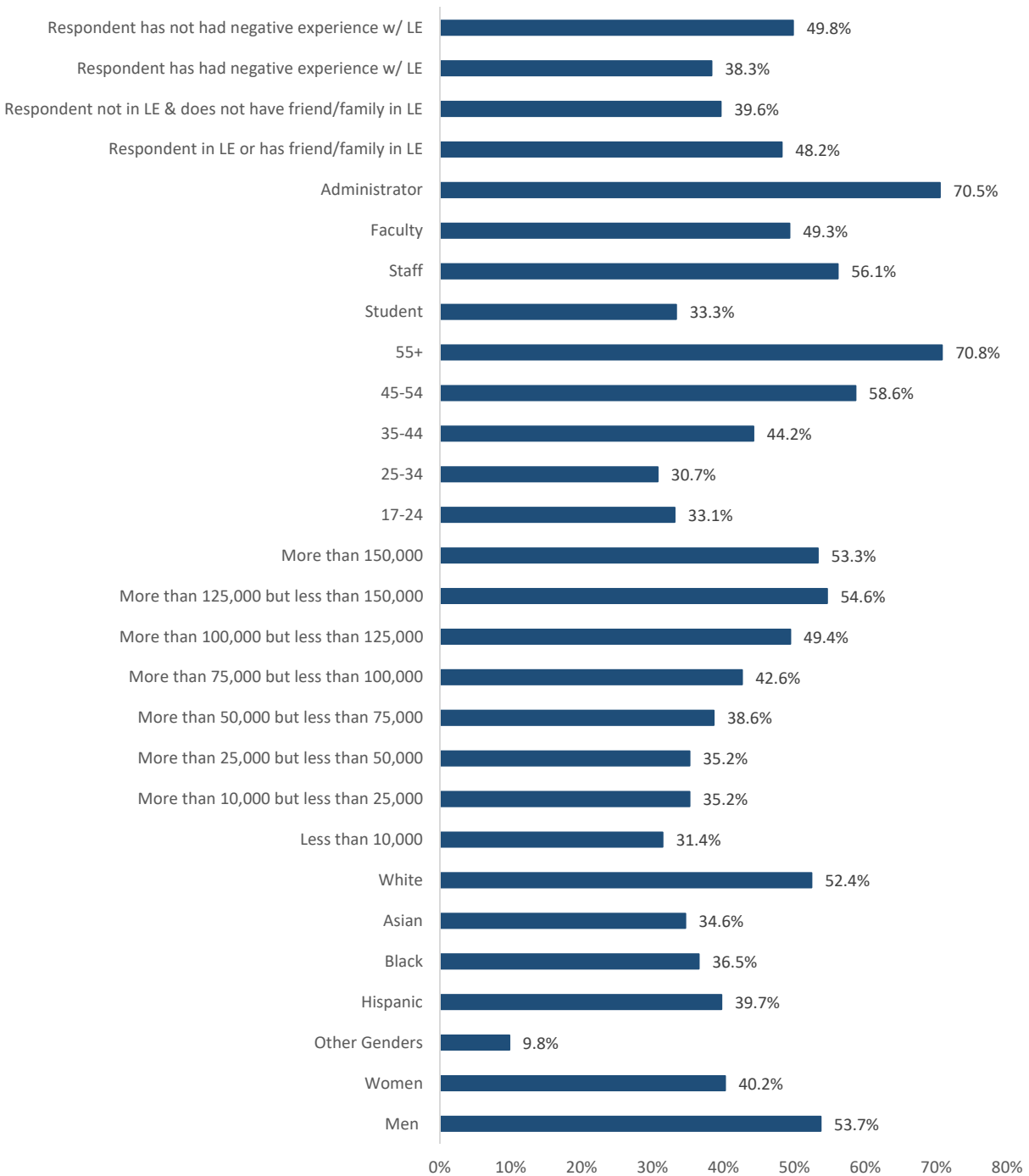
Looking at respondents overall opinion of LE, Figure 51 shows that respondents view CSUF UPD most favorably. More specifically, a larger proportion of respondents rate their overall opinion of CSUF UPD as being “very positive” ( $n = 546$ ; 43.7%) compared to police in their neighborhood ( $n = 369$ ; 27.2%), police in Southern California ( $n = 245$ ; 18.0%) and U.S. police in general ( $n = 208$ ; 15.2%).

**Figure 51. Overall, my opinion of police is...**



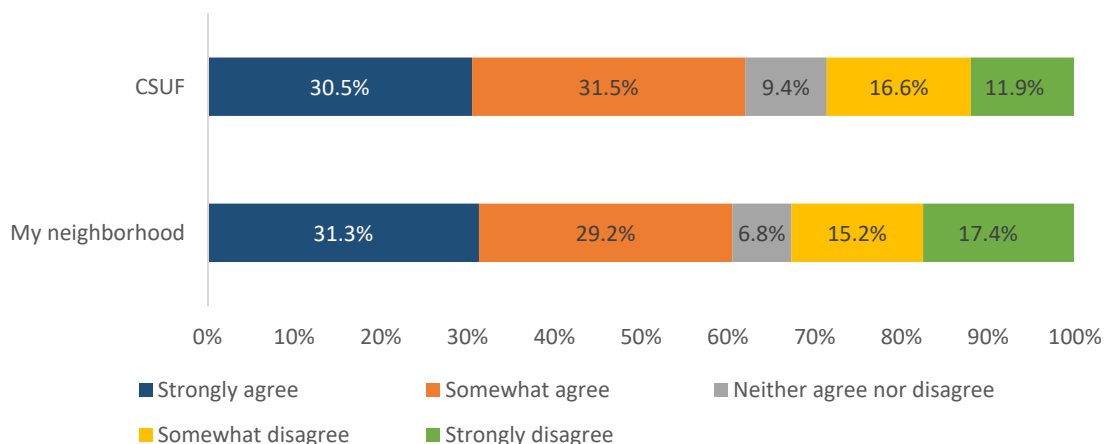
As shown in Figure 52, a larger proportion of women have an opinion of CSUF UPD that is “very positive,” compared to males. Meanwhile, compared to both men and women, a much lower proportion of respondents of other genders have a “very positive” opinion of CSUF UPD. White respondents are more inclined to have a “very positive” opinion of CSUF UPD than Hispanics, Blacks and Asians, as shown in Figure 52. Meanwhile, there is a positive relationship between age and overall perception of CSUF UPD, such that older respondents are more inclined to view CSUF UPD as “very positive” relative to younger respondents. The same relationship is observed with household income, meaning those with greater household incomes view CSUF UPD more positively than those with lower household incomes. Compared to faculty, administrators and staff, students have a less positive perception of CSUF UPD. Meanwhile, administrators have a much more positive perception of CSUF UPD than both faculty and staff. A greater proportion of respondents who are either in LE or who have friends/family in LE rate CSUF as “very positive” compared to those who are not in LE and do not have friends/ family in that profession. Finally, as depicted in Figure 52, those who have had negative experiences with LE are less inclined to have a positive perception of CSUF UPD than are those without such experiences.

**Figure 52. % whose opinion of CSUF UPD is "very positive"**



As shown in Figure 53, respondents generally feel equally safe walking around the CSUF campus at night as they do their own neighborhood. More specifically, 31.3% ( $n = 389$ ) of respondents “strongly agree” they generally feel safe walking around their neighborhood at night, meanwhile 30.5% ( $n = 363$ ) “strongly agree” that they generally feel safe walking around the CSUF campus. Another 31.5% of respondents “somewhat agree” they feel comfortable walking around the CSUF campus at night.

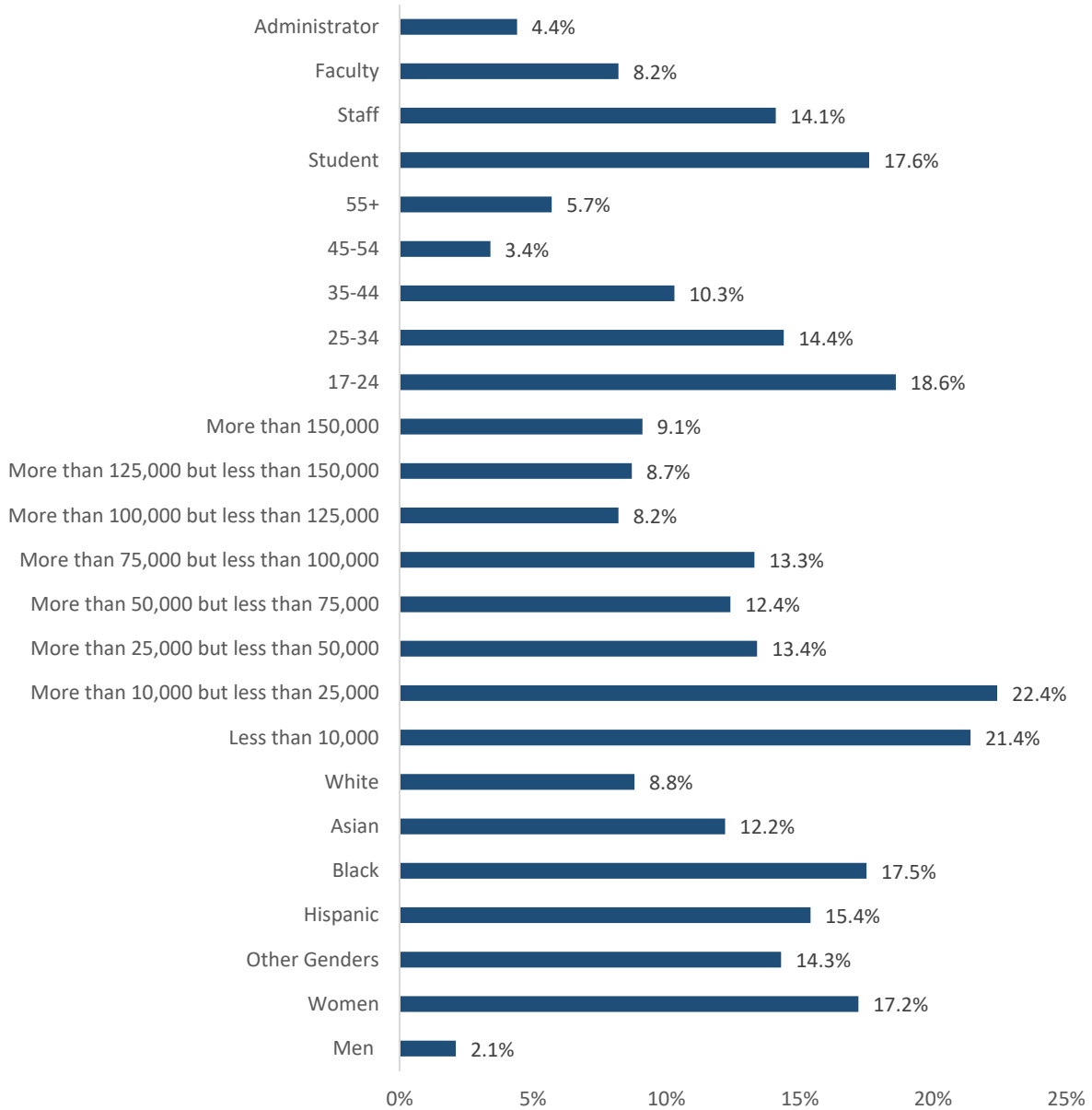
**Figure 53. I generally feel safe walking around at night**



As shown in Figure 54, women and those of other genders generally feel less safe walking the CSUF campus at night than men. Blacks, Asians, and Hispanics feel less safe walking the CSUF campus than White respondents. Meanwhile, Blacks feel less safe walking around CSUF at night relative to Asians. Those with lower household incomes are more likely to “strongly disagree” they generally feel safe walking at night around the CSUF campus than those with higher household incomes. Additionally, younger respondents are more inclined to “strongly disagree” they feel safe walking at night around the CSUF campus relative to older respondents. A larger proportion of students “strongly disagree” they generally feel safe walking the CSUF campus at night than staff, faculty, and administrators. Meanwhile, staff feel less safe than faculty walking the CSUF campus at night than faculty. Finally, on average, faculty generally feel less safe walking the CSUF campus at night than administrators, as shown in Figure 54.

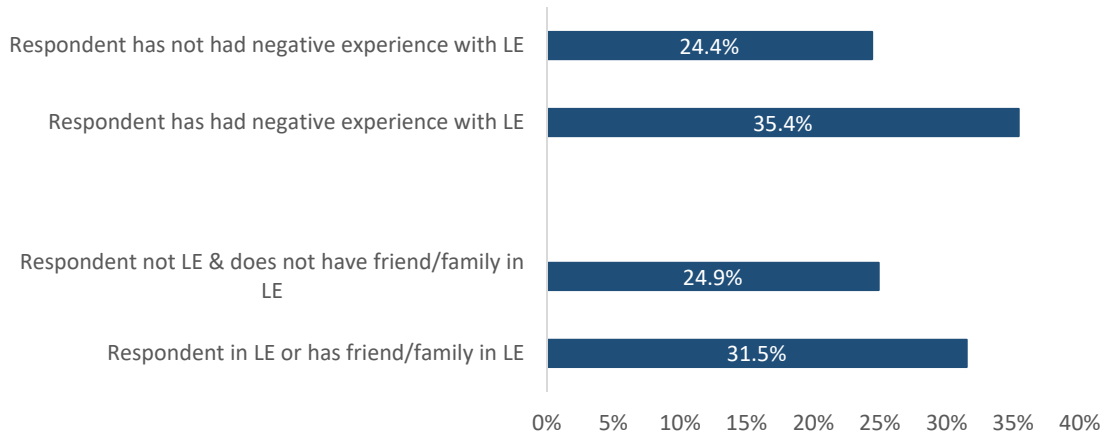


**Figure 54. % who "strongly disagree" that they generally feel safe walking at night around the CSUF campus**



As shown in Figure 55, a greater proportion of respondents who are/have been in LE or have friends / family in LE “strongly agree” they feel safe walking the CSUF campus at night than those who are not in LE and who have no friends/ family in LE. Additionally, a larger proportion of those who have had a negative interaction with LE “strongly agree” they feel comfortable walking the CSUF campus at night compared to those who have never had such an experience.

**Figure 55. % who "strongly agree" that they generally feel safe walking at night around the CSUF campus**



**Expectations of Police Officers**

The next section in the survey asked respondents whether it is highly important, important, somewhat important, minimally important, or not important that CSUF UPD and police in their neighborhood engage in 18 different activities ranging from responding to an active shooter situation to hosting community outreach events. As shown in Figure 56, the majority of respondents feel it is “highly” important that both CSUF UPD ( $n = 1217$ ; 90.2%) and police in their neighborhood ( $n = 1157$ ; 84.9%) respond to an active shooter situation. However, respondents feel it is slightly more important that CSUF UPD respond to active shooter situations than police in their neighborhoods.

**Figure 56. How important is it that police/sheriff's department respond to an active shooter situation?**

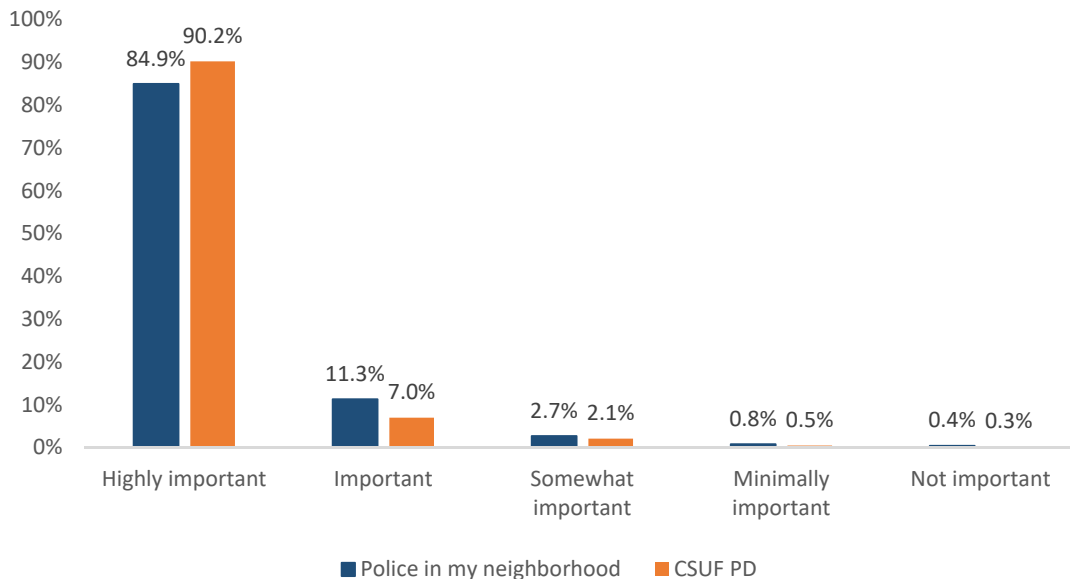
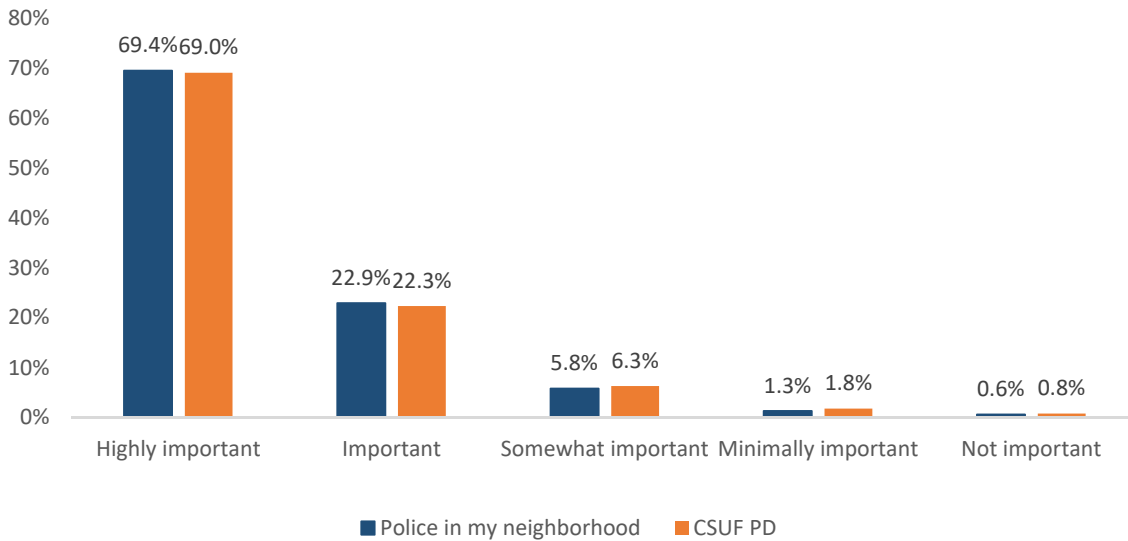


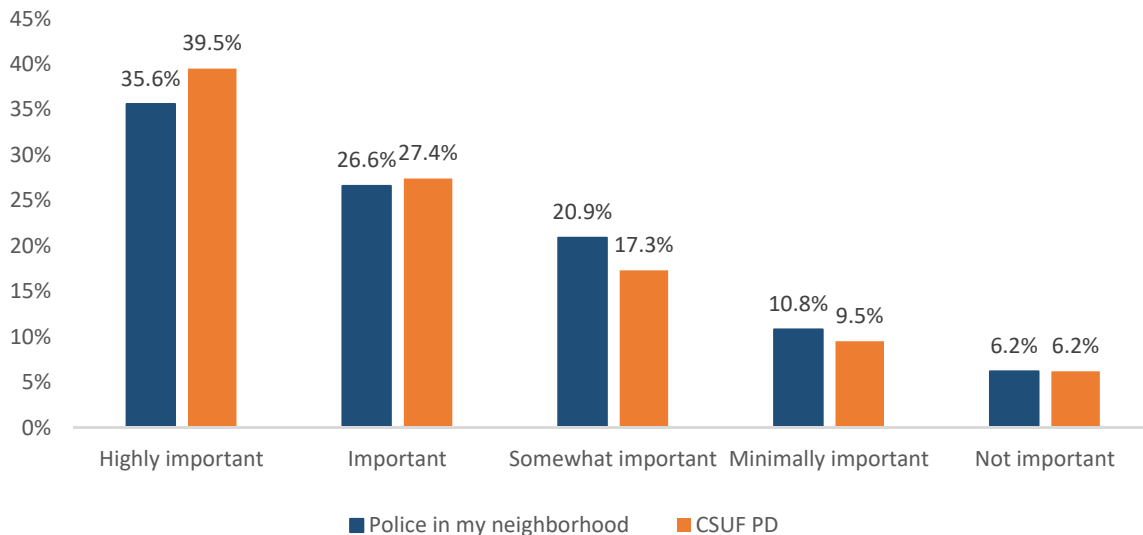
Figure 57 shows that the majority of survey respondents feel it “highly important” CSUF UPD ( $n = 948$ ; 69.4%) and police in their neighborhood ( $n = 926$ ; 69.0%) investigate crime. Note that respondents feel it is less important for CSUF UPD and police in their neighborhood to investigate crime than for them to respond to an active shooter situation. Also noteworthy is the fact that respondents feel it is equally important for CSUF UPD and police in their neighborhood to investigate crimes.

**Figure 57. How important is it that police investigate crime?**



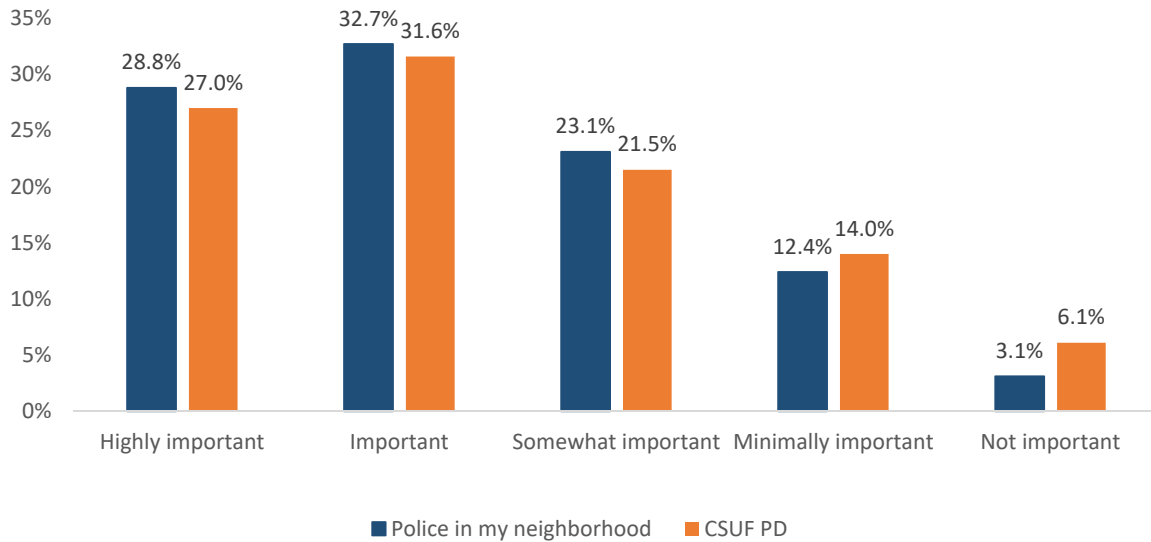
As shown in Figure 58, 39.5% ( $n = 533$ ) of respondents feel it “highly important” CSUF UPD enforce drug and alcohol laws. Meanwhile, a slightly lower percentage, 35.6% ( $n = 488$ ), feel the same regarding the police in their neighborhood.

**Figure 58. How important is it that police enforce drug and alcohol laws?**



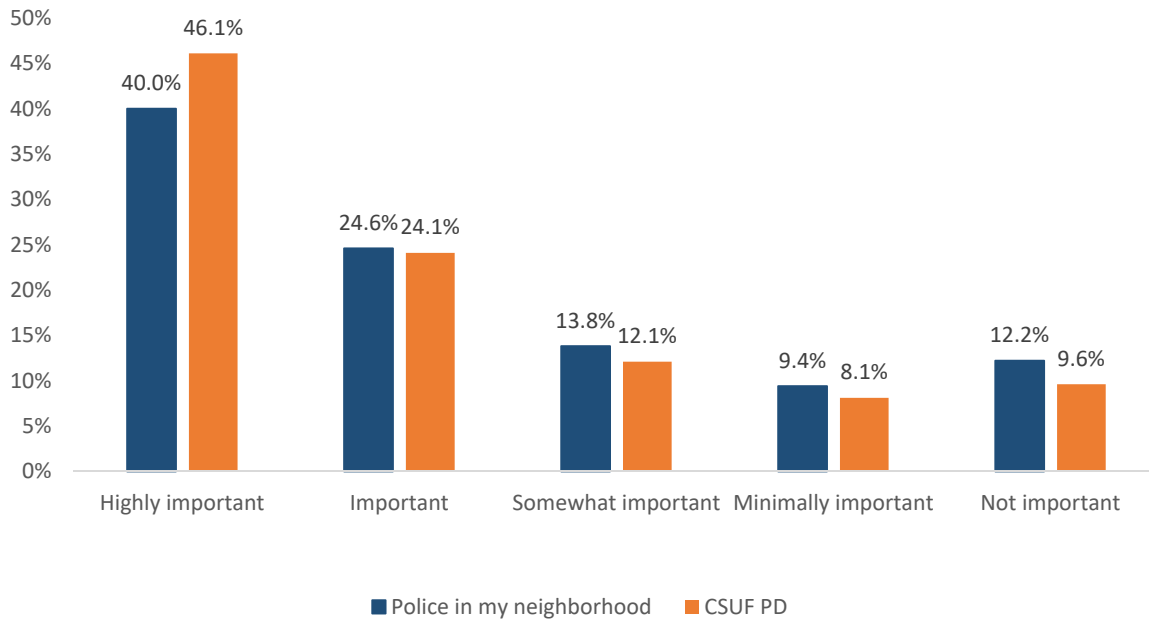
When compared to enforcement of other laws, a lower percentage of respondents consider it “highly important” CSUF UPD officers enforce traffic laws ( $n = 360$ ; 27.0%). A slightly higher proportion of respondents feel it is “highly important” for the police in their neighborhood to enforce traffic laws ( $n = 396$ ; 28.8%). Remaining results are displayed in Figure 59.

**Figure 59. How important is it that police enforce traffic laws?**



As illustrated in Figure 60, 46.1% ( $n = 612$ ) of respondents feel it is “highly important” CSUF UPD enforce public health regulations like the COVID-19 mask mandate. A notably smaller percentage ( $n = 548$ ; 40.0%), however, feel it is “highly important” police in their neighborhood do the same.

**Figure 60. How important is it that police enforce public health regulations?**



Only 18.8% of respondents believe it is “highly important” CSUF UPD enforce campus ordinances ( $n = 252$ ). Furthermore, 14.1% of respondents feel it is “highly important” police in their neighborhood enforce municipal (city) codes ( $n = 194$ ), as indicated in Figure 61.

**Figure 61. How important is it that police enforce municipal (city) codes or campus ordinances?**

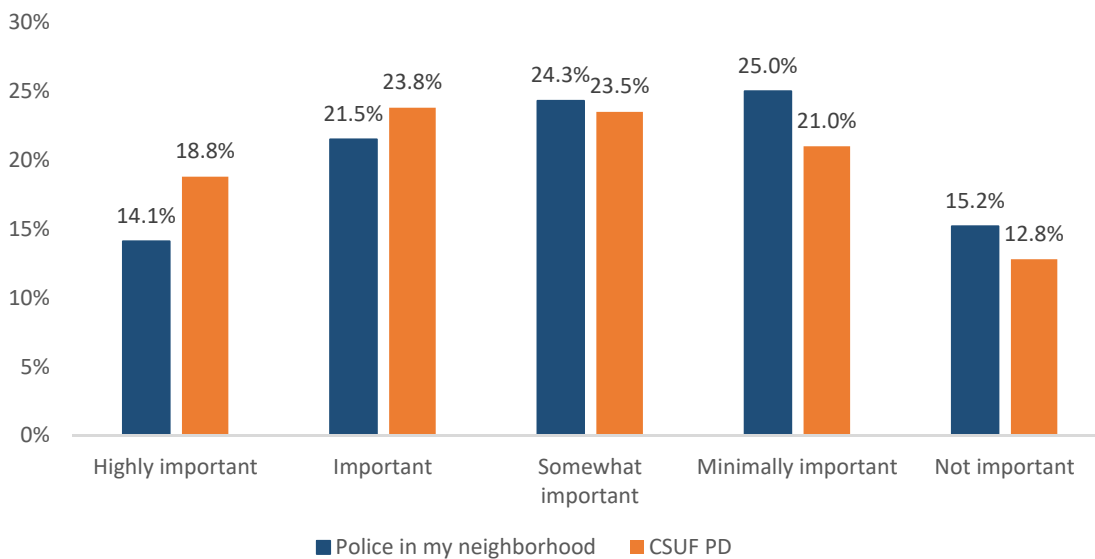
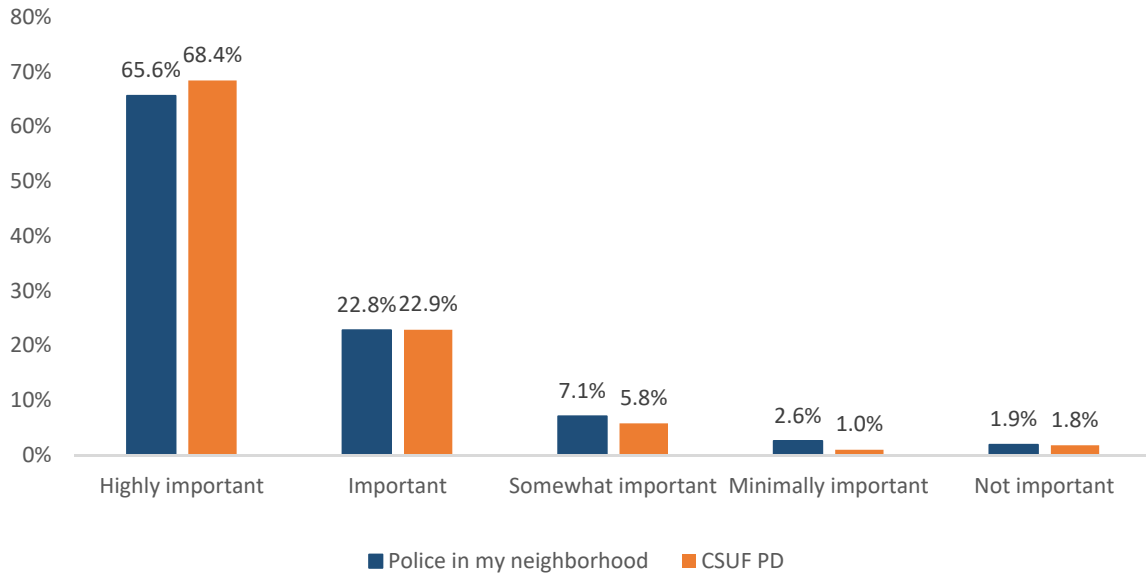


Figure 62 shows that the majority of respondents feel it is “highly important” that both CSUF UPD ( $n = 910$ ; 68.4%) and police in their neighborhood ( $n = 895$ ; 65.6%) ensure the safety of the community. The

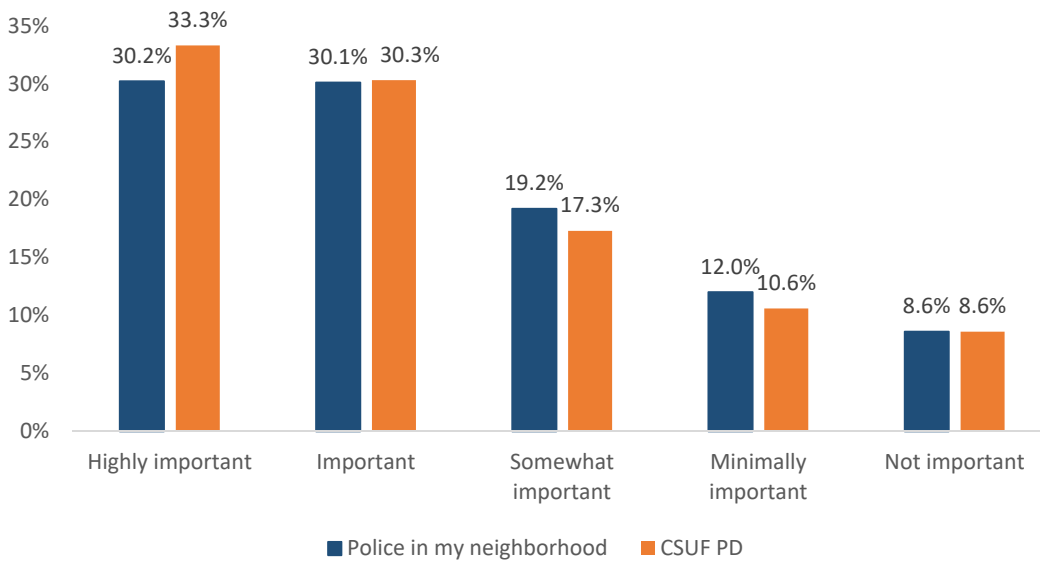
next largest proportion believe it is “important” for CSUF UPD ( $n = 323$ ; 22.9%) and police in their neighborhood ( $n = 321$ ; 22.8%) to do so.

**Figure 62. How important is it that police ensure safety of community?**



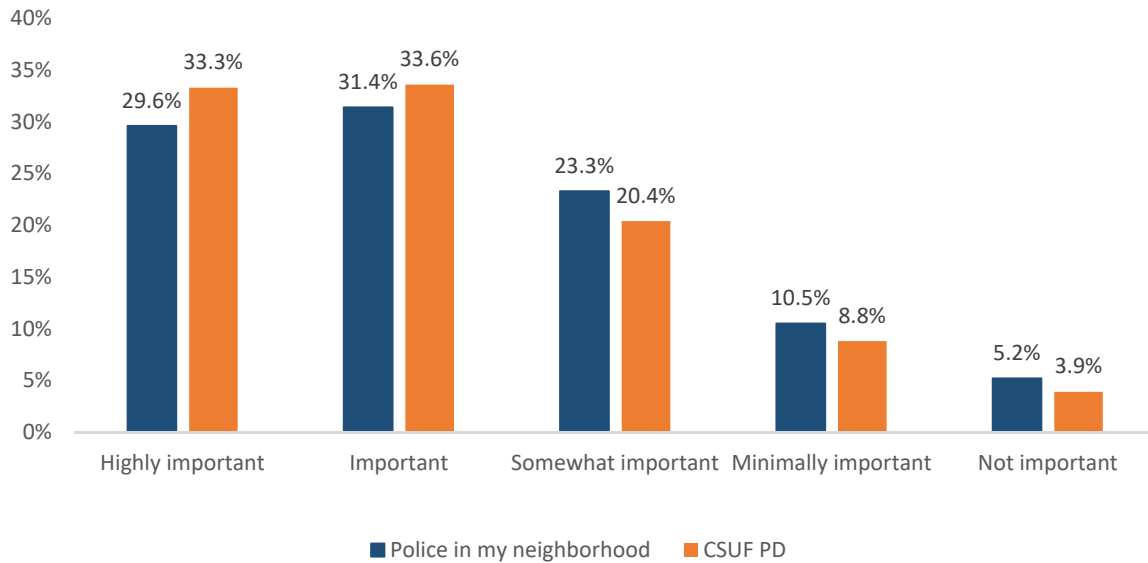
A slightly higher proportion of survey respondents consider it “highly important” for CSUF UPD ( $n = 442$ ; 33.3%) to maintain a constant visible presence to deter crime than for police in their neighborhood ( $n = 411$ ; 30.2%). Near equal proportions feel it is “important” for CSUF UPD ( $n = 402$ ; 30.3%) and police in their neighborhoods ( $n = 410$ ; 30.1%) to do the same. Remaining results are depicted in Figure 63.

**Figure 63. How important is it that police maintain a constant visible presence to deter crime?**



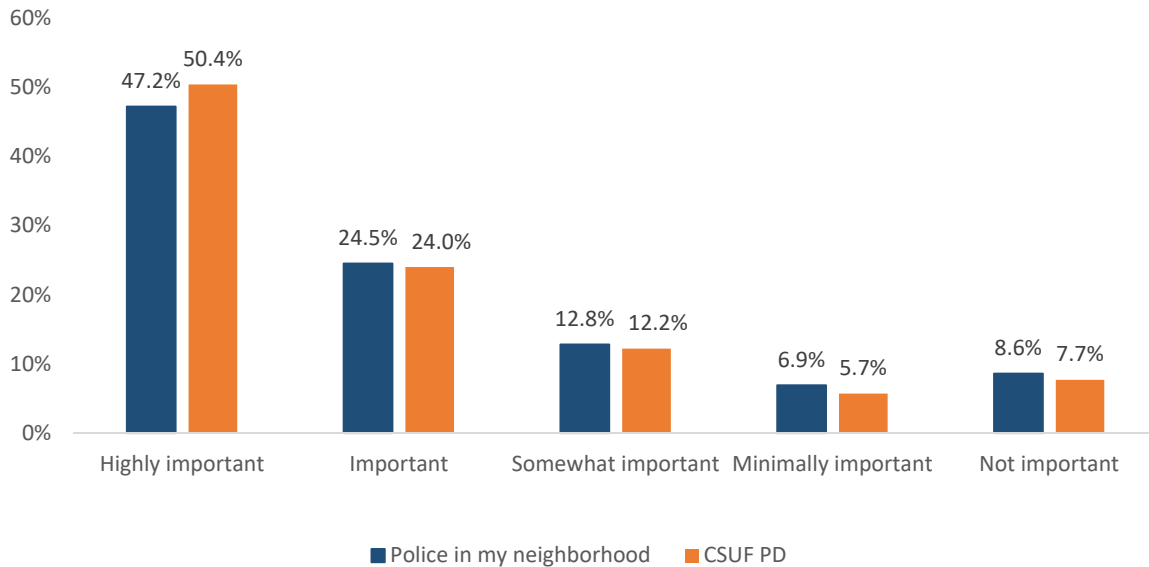
Twenty nine and six tenths percent of respondents ( $n = 401$ ) believe it is “highly important” for police in their neighborhood to provide support for large events. A higher percentage ( $n = 440$ ; 33.3%) believe it “highly important” that CSUF UPD do the same. A slightly higher proportion of respondents consider it “important” that both police in their neighborhood ( $n = 424$ ; 31.4%) and CSUF UPD ( $n = 444$ ; 33.6%) provide support for large events, as shown in Figure 64.

**Figure 64. How important is it that police provide support for large events?**



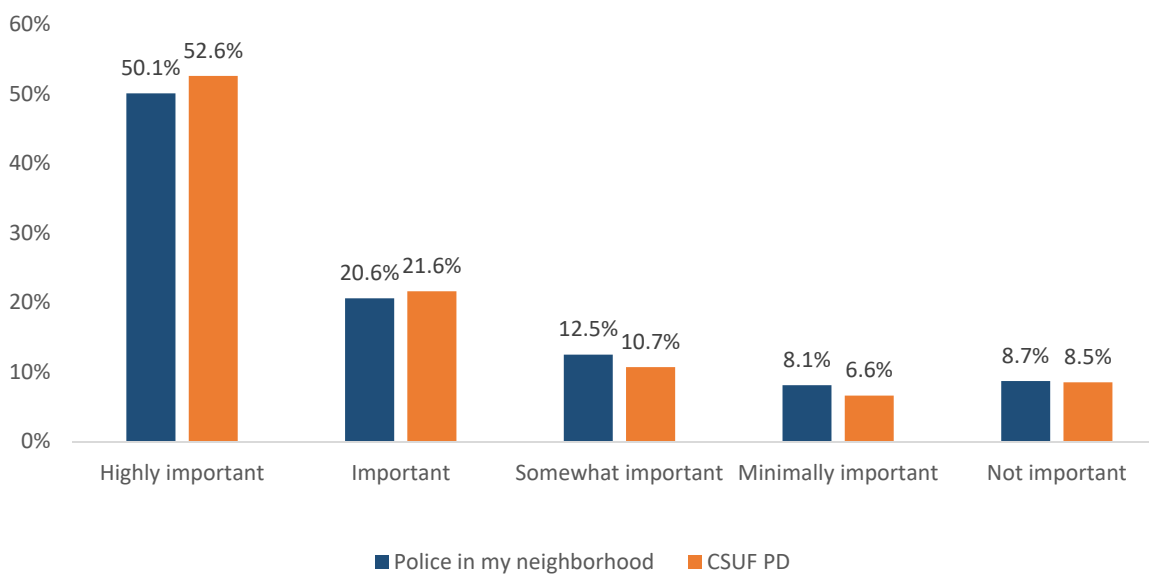
Nearly 50% of respondents indicate it is “highly important” for CSUF UPD to respond to mental health crisis calls for service ( $n = 659$ ; 50.4%). A slightly lower proportion have the same expectation for police in their neighborhood, with 47.2% ( $n = 627$ ) believing it to be “highly important” for police in their neighborhood to respond to mental health crisis calls for service. Figure 65 portrays additional results.

**Figure 65. How important is it that police respond to mental health crisis call for services?**



Similar to their expectations of how CSUF UPD and police in their own neighborhood should respond to mental health crisis calls for service, the largest proportion of respondents feel it is “highly important” both departments respond to calls for service involving potentially suicidal persons. Specifically, slightly more than half of respondents ( $n = 684$ ; 52.6%) believe it to be “high important” CSUF UPD respond to calls for service that involve potentially suicidal persons, while a near equal proportion believe it is “highly important” for police in their neighborhood do the same ( $n = 657$ ; 50.1%). Further information on these expectations are shown in Figure 66.

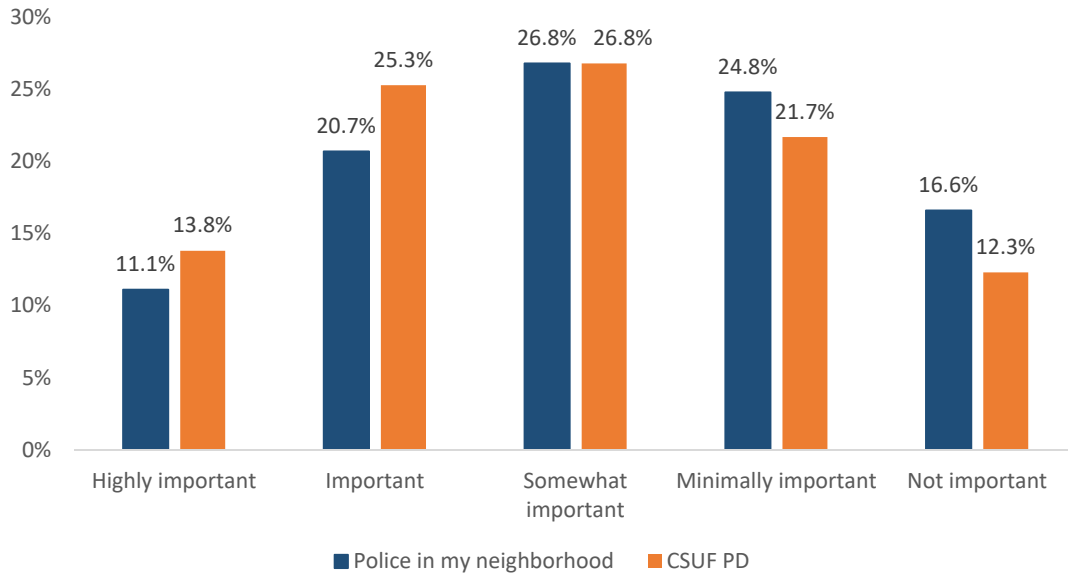
**Figure 66. How important is it that police respond to calls for service that involve potentially suicidal persons?**





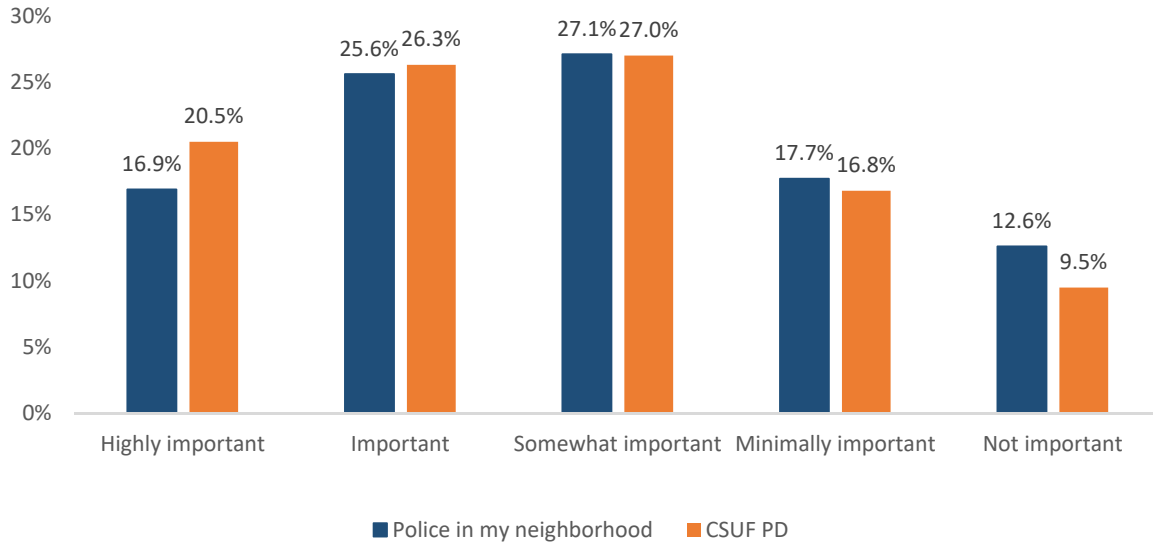
As presented in Figure 67, only 11.1% feel it is “highly important” police in their neighborhood ( $n = 149$ ) assist individuals in need with non-emergency issues. A slightly higher percentage ( $n = 184$ ; 13.8%) believe it is “highly important” for CSUF UPD to do the same. The largest proportion of respondents consider it “somewhat important” for police in their neighborhood ( $n = 362$ ; 26.8%) and CSUF UPD ( $n = 355$ ; 26.8%) to assist individuals in need with non-emergency issues.

**Figure 67. How important is it that police assist individuals in need with non-emergency issues?**



Educational programs are less of a priority for survey respondents, with only 16.9% ( $n = 224$ ) believing it is “highly important” police in their neighborhood provide educational programs and a slightly higher proportion ( $n = 278$ ; 20.5%) believing it is “highly important” that CSUF UPD do the same. Figure 68 depicts these results.

**Figure 68. How important is it that police provide educational programs?**



Respondents also do not appear to value CSUF UPD or police in their neighborhood hosting outreach events as much as other priorities. Eighteen and one tenths percent of respondents ( $n = 232$ ) feel it is “highly important” for CSUF UPD to host outreach events, while an even smaller percentage ( $n = 188$ ; 14.4%) believe it is “highly important” for police in their neighborhood to do the same, as shown in Figure 69.

**Figure 69. How important is it that police host outreach events?**

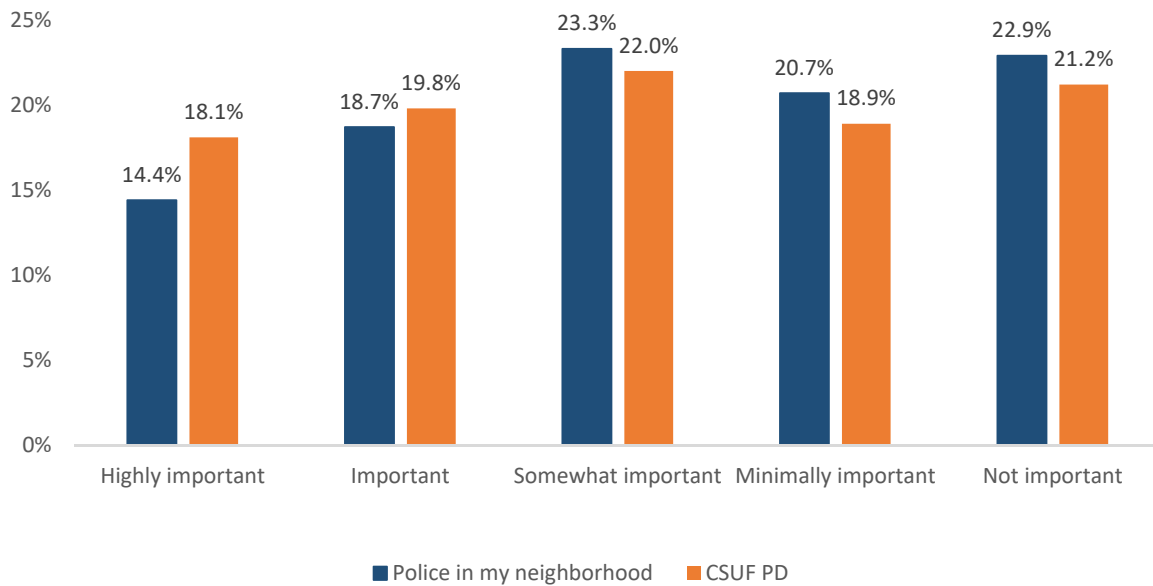
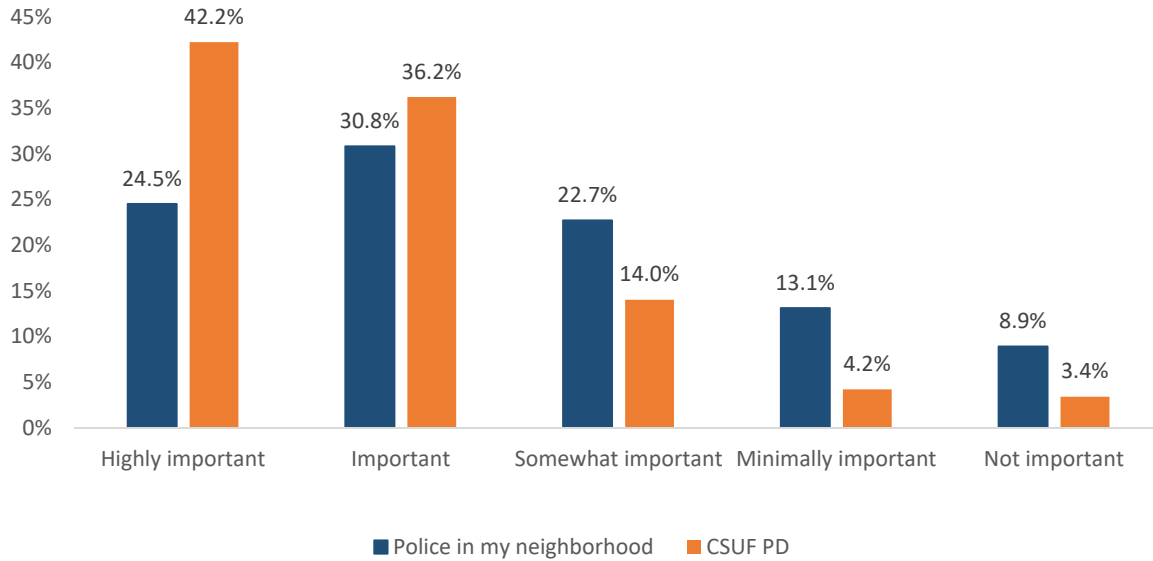


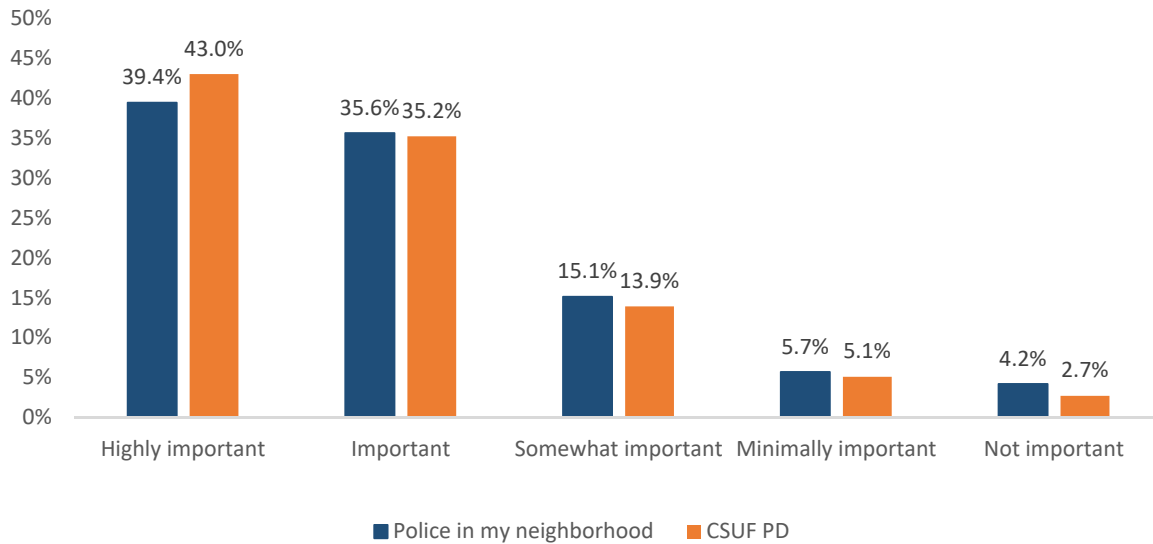
Figure 70 illustrates the different expectations respondents have of the police in their neighborhood and CSUF UPD with respect to safety escorts. More specifically, 24.5% ( $n = 329$ ) of survey respondents believe it to be “highly important” police in their own neighborhood provide safety escorts. Meanwhile, 1.75 times that percentage ( $n = 564$ ; 42.2%) feel it is “highly important” CSUF UPD provide the same service.

**Figure 70. How important is it that police provide safety escorts?**



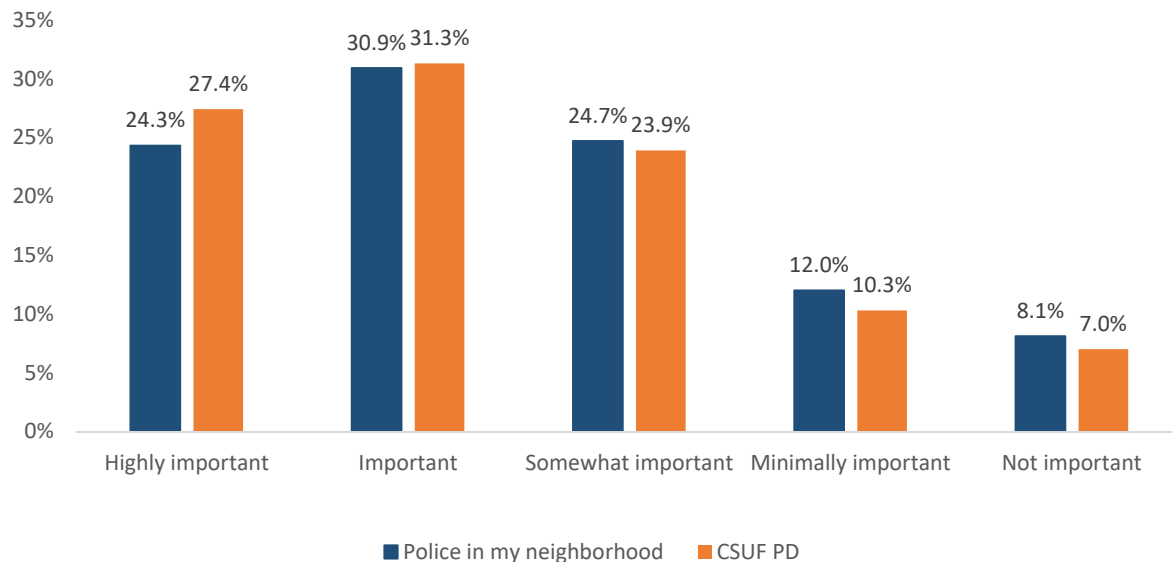
As displayed in Figure 71, 39.4% ( $n = 535$ ) of respondents believe it is “highly important” for police in their neighborhood to inform their community of crime trends. Another 35.6% ( $n = 484$ ) find it “important” they do so. Slightly more than four in ten respondents ( $n = 577$ ; 43.0%) believe it is “highly important” CSUF UPD update the campus community of crime trends. Another 35.2% ( $n = 472$ ) say it is “important” they do so.

**Figure 71. How important is it that police inform community of crime trends?**



Close to a third of respondents ( $n = 364$ ; 27.4%) indicate it is “highly important” CSUF UPD maintain a social media presence to communicate with the community, as depicted in Figure 72. Also shown is the 24.3% ( $n = 328$ ) of respondents who feel it is “highly important” that police in their neighborhood do the same.

**Figure 72. How important is it that police maintain a social media presence to communicate with community?**



Nearly four in ten respondents ( $n = 547$ ; 41.3%) believe it is “highly important” police in their neighborhood be armed. As shown in Figure 73, a smaller percentage of respondents ( $n = 458$ ; 35.4%) indicate it is “highly important” campus officers are armed.

**Figure 73. How important is it that police have sworn (armed) officers?**

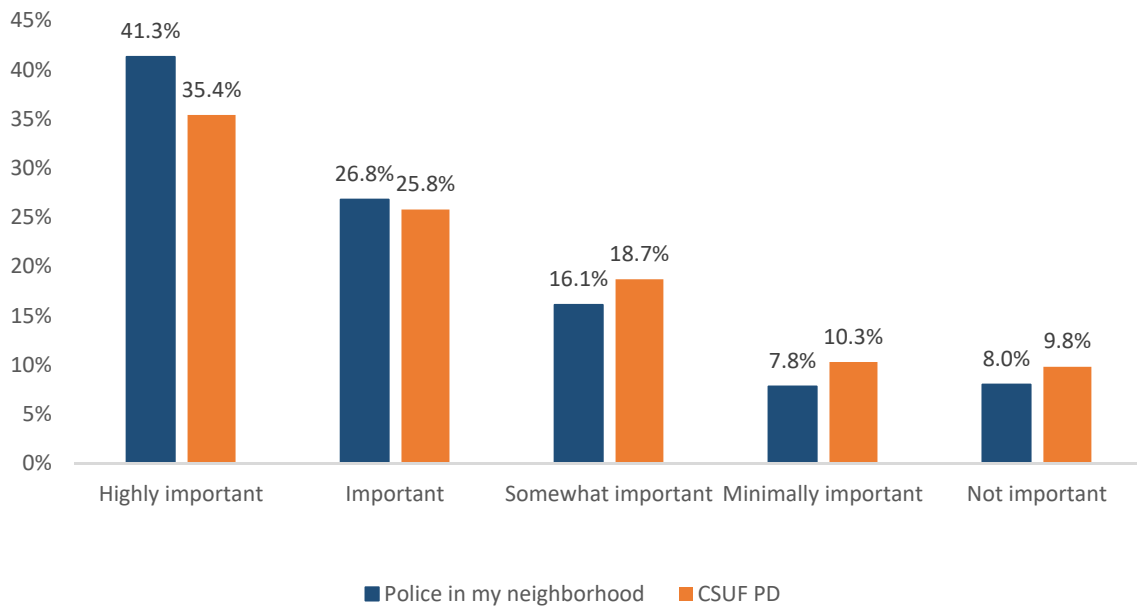
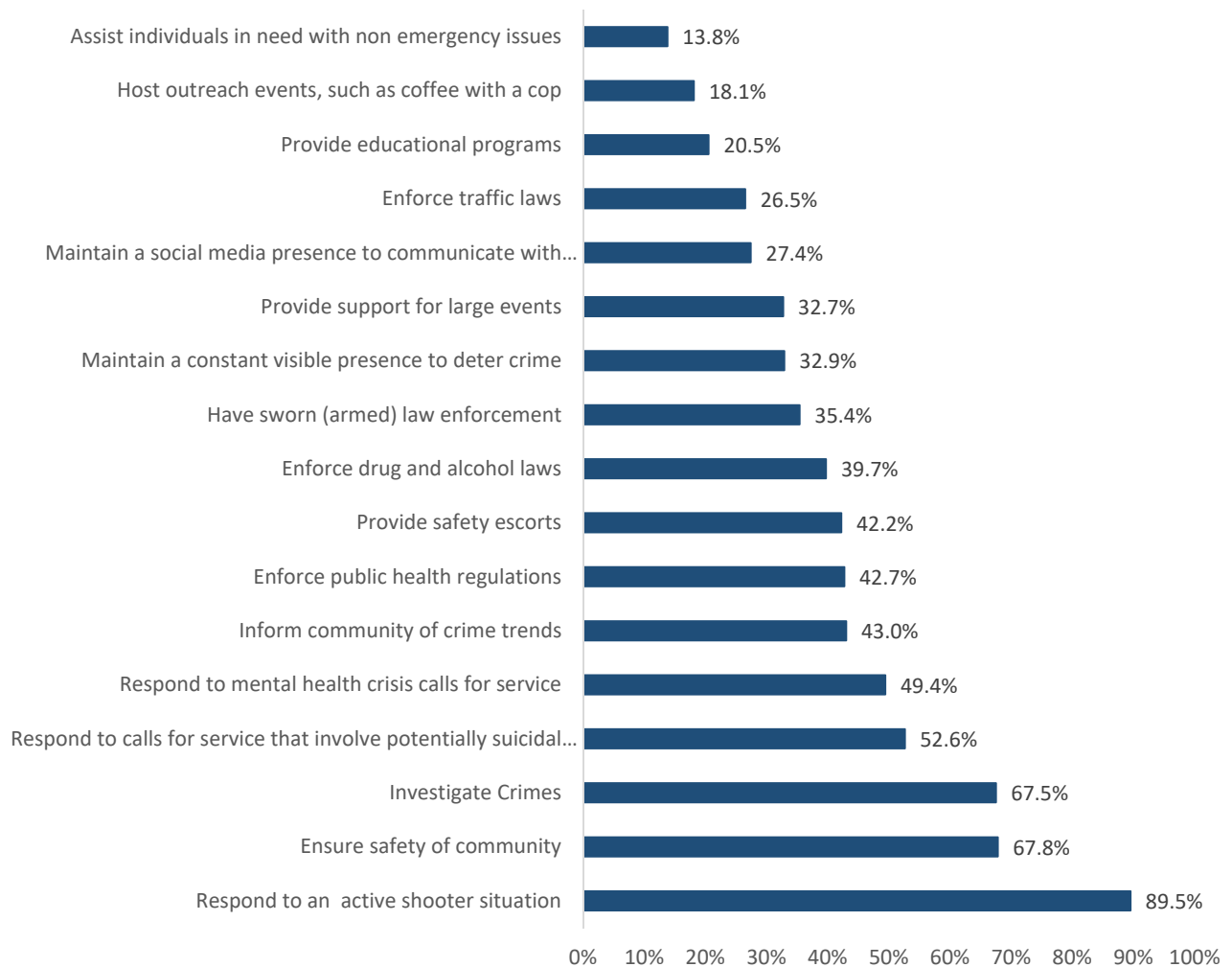


Figure 74 depicts respondents' expectations of CSUF UPD in order of priority. As shown, respondents find it most important that CSUF UPD respond to an active shooter, ensure safety of the community, and investigate crimes. On the other hand, respondents find it least important that CSUF UPD assist individuals in need with non-emergency issues, host outreach events, such as coffee with a cop, and provide educational programs.

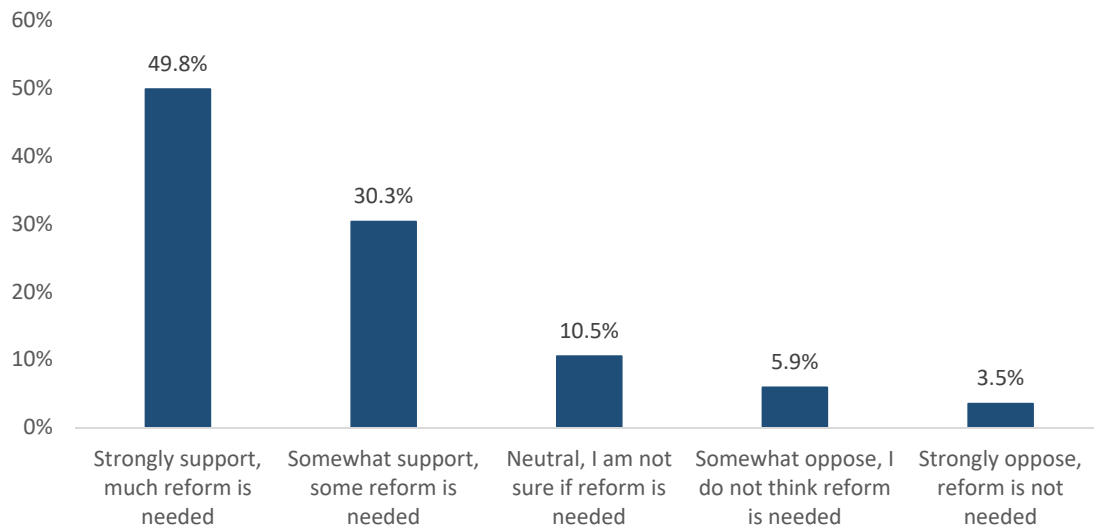
**Figure 74. How important is it that CSUF PD...**



### **Perceptions about Police Reform**

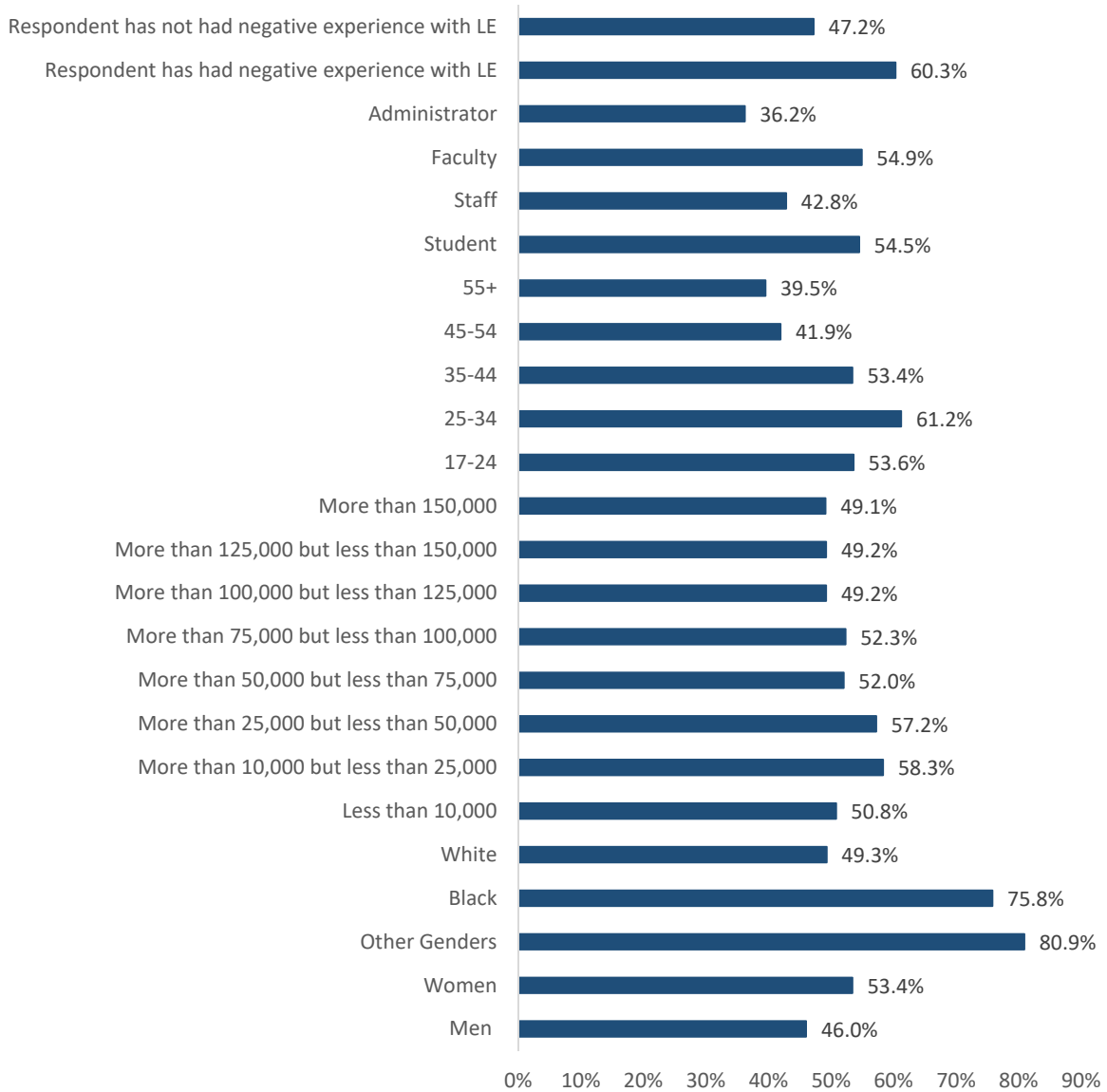
Asked to rate their level of support for current police reform efforts, nearly half of the survey sample ( $n = 692$ ; 49.8%) indicates they “strongly support” these efforts. Slightly more than a third of respondents ( $n = 421$ ; 30.3%) “somewhat support” police reform efforts, noting some change is needed. Less than 5% of the study sample ( $n = 49$ ; 3.5%) believes reform is not needed and strongly opposes the idea. Remaining results are depicted in Figure 75.

**Figure 75. How would you rate your support for current police reform efforts?**



As shown in Figure 76, a larger proportion of women than men “strongly support” current police reform efforts. However, those of other genders “strongly support” police reform efforts at a 1.5 times greater percentage than what women do. As shown, Black respondents are significantly more inclined to strongly support current police reform efforts than White respondents. Additionally, those in the \$10,000 to less than \$25,000 and \$25,000 to less than \$50,000 household income categories are more likely to “strongly support” current police reform efforts than those in the remaining household income categories. A larger proportion of 25-34 year olds and to a lesser extent 35 to 44 year olds “strongly support” current police reform efforts relative to those in younger and older age categories. Students and staff are more likely to “strongly support” current police reform efforts than staff and administrators. Respondents who report having past negative interactions with LE are more likely to “strongly support” current police reform efforts than those who have not had such experiences.

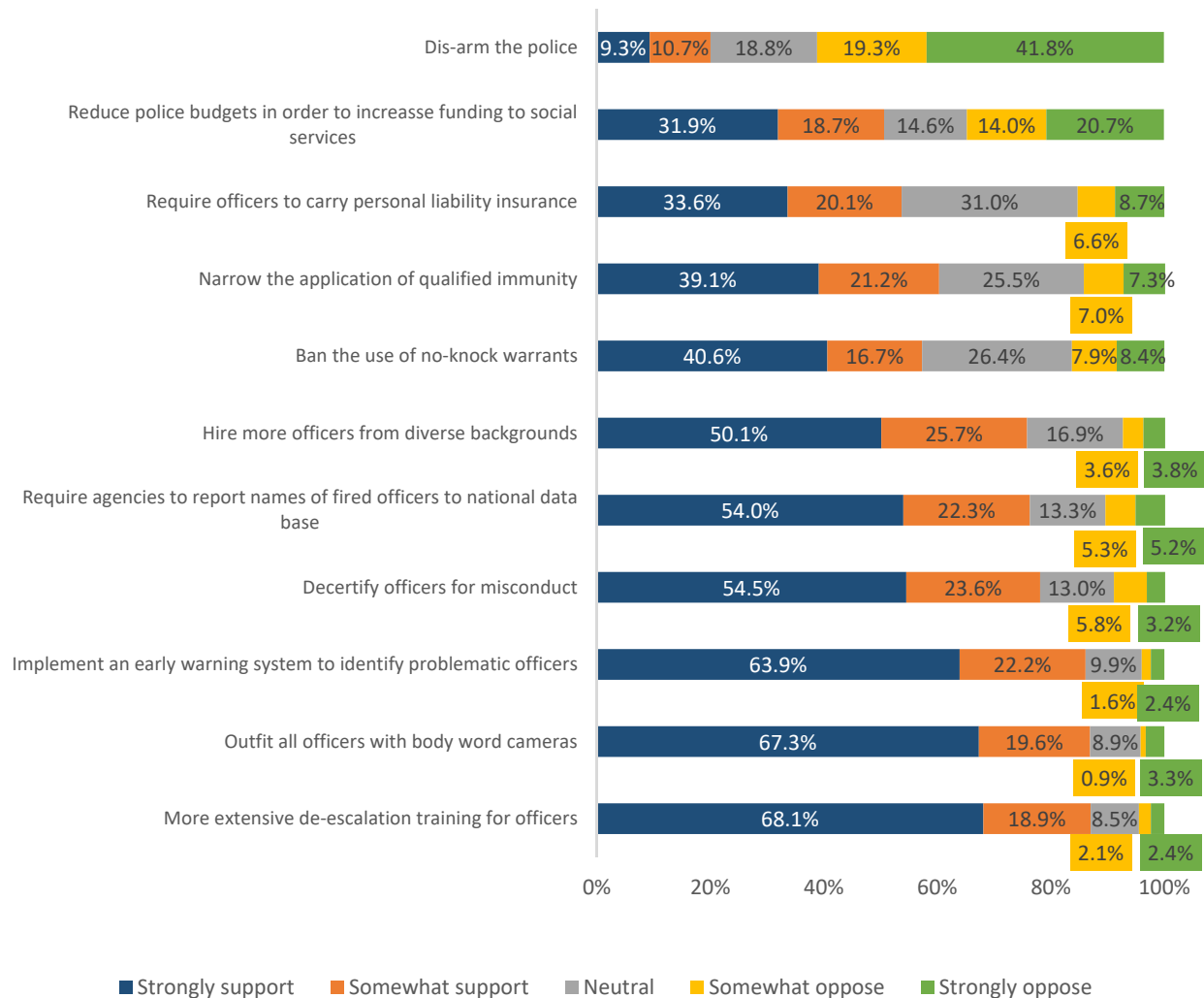
**Figure 76. % of respondents who "strongly support" current police reform efforts**



Respondents rated their support for 11 different measures proposed to reduce deadly force encounters with police on a scale from one to five, where 1 = “strongly opposed,” to 5 = “strongly support.” As shown in Figure 77, respondents are most likely to “strongly support” more de-escalation training for officers ( $n = 942$ ; 68.1%), followed by outfitting all LEOs with body worn cameras ( $n = 932$ ; 67.3%) and implementing an early warning system to identify problem police officers ( $n = 886$ ; 63.9%). Respondents are by far least supportive of dis-arming the police ( $n = 129$ ; 9.3%).

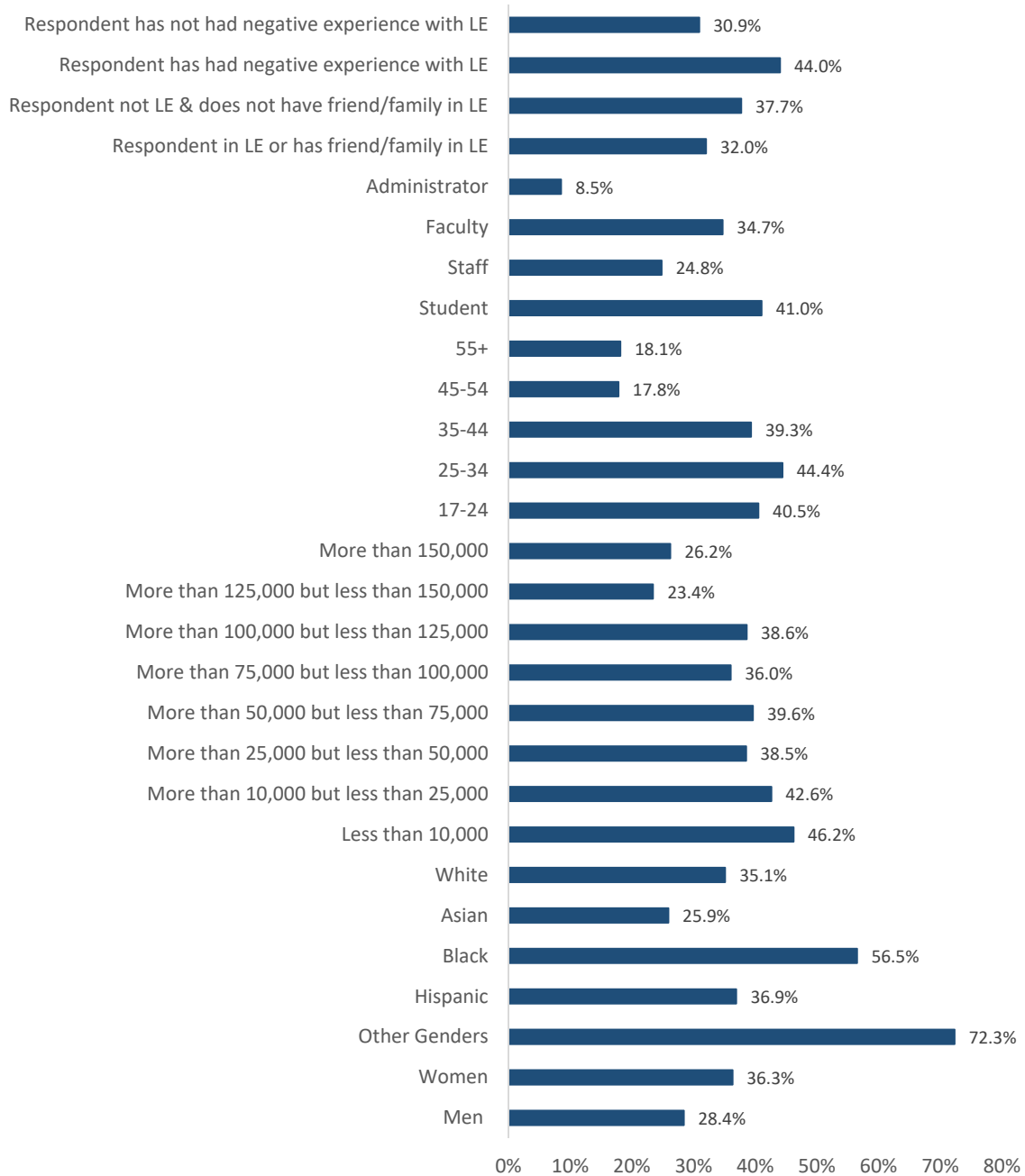


**Figure 77. Support for various measures to reduce deadly force encounters**



While a greater proportion of women than men support reducing police budgets to increase funding for social services, respondents of other genders are far more likely than women to support this measure, as shown in Figure 78. White and Hispanic/Latinx respondents support reducing police budgets to a greater extent than Asian respondents; however, Black respondents are far more likely to support it than both White and Hispanic/Latinx respondents. As shown in Figure 78, a lower proportion of those making more than \$125,000 support reducing police budgets to increase funding for social services relative to those in lower household income categories. Compared to those over the age of 44, respondents in the younger age categories are more likely to support cutting police funding to increase funding to social services. A greater proportion of faculty and students strongly support this measure than administrators and staff. Respondents who are not/have not been in LE and who do not have friends/family in LE are more likely to support cutting police funding for the purpose of increasing funding to social services than respondents who are/have been in LE or have friends/family in this profession. Respondents who have had past negative experiences with LE are also more likely to support this measure than those without such experiences.

**Figure 78. % who "strongly" support cutting funds to police departments to fund social services**



As shown in Figure 79, a larger proportion of men than people of another gender strongly support hiring officers from more diverse backgrounds as a means of reducing deadly force encounters with police officers. An even greater proportion of women support this measure than both men and individuals of another gender.

**Figure 79. % "strongly support" hiring officers from more diverse backgrounds**

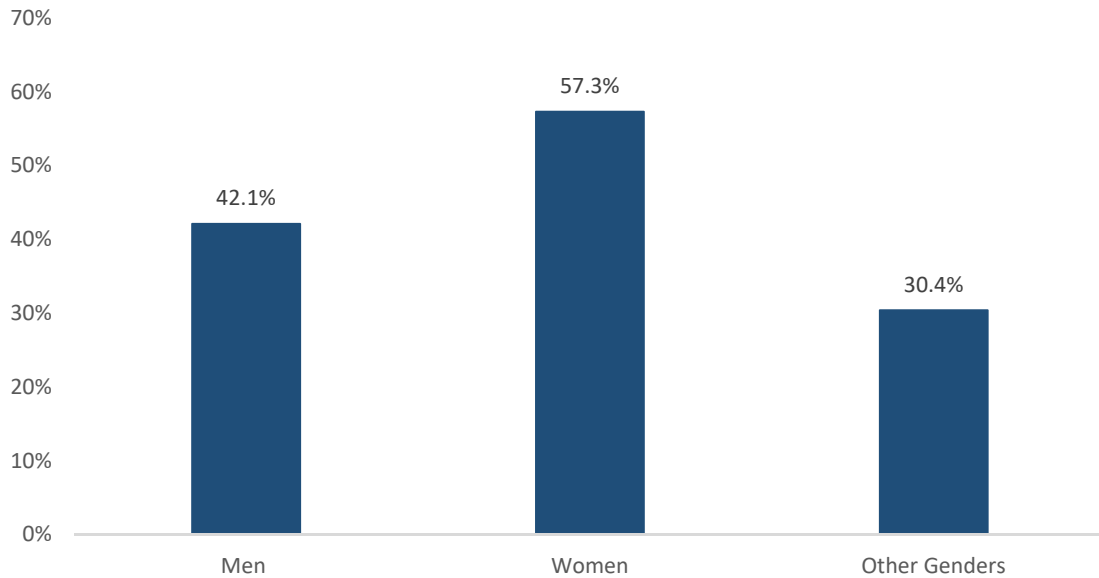


Figure 80 shows Blacks are more inclined than Asians, Hispanics, and Whites to support outfitting all LEOs with body worn cameras. Household income and support for this measure have a complex relationship. Those making more than \$10,000, but less than \$25,000 and those making more than \$100,000 demonstrate the least amount of support for outfitting all officers with body worn cameras. Meanwhile, those making less than \$10,000 and those making \$25,000 to \$100,000 demonstrate the greatest amount of support for the measure. Forty-five to 54 year olds are, on average, less supportive of outfitting all officers with body worn cameras than respondents in the older and younger age categories. Finally, a greater proportion of students support this measure than faculty, staff, and administrators.

**Figure 80. % "strongly" support outfitting all officers with body worn cameras**

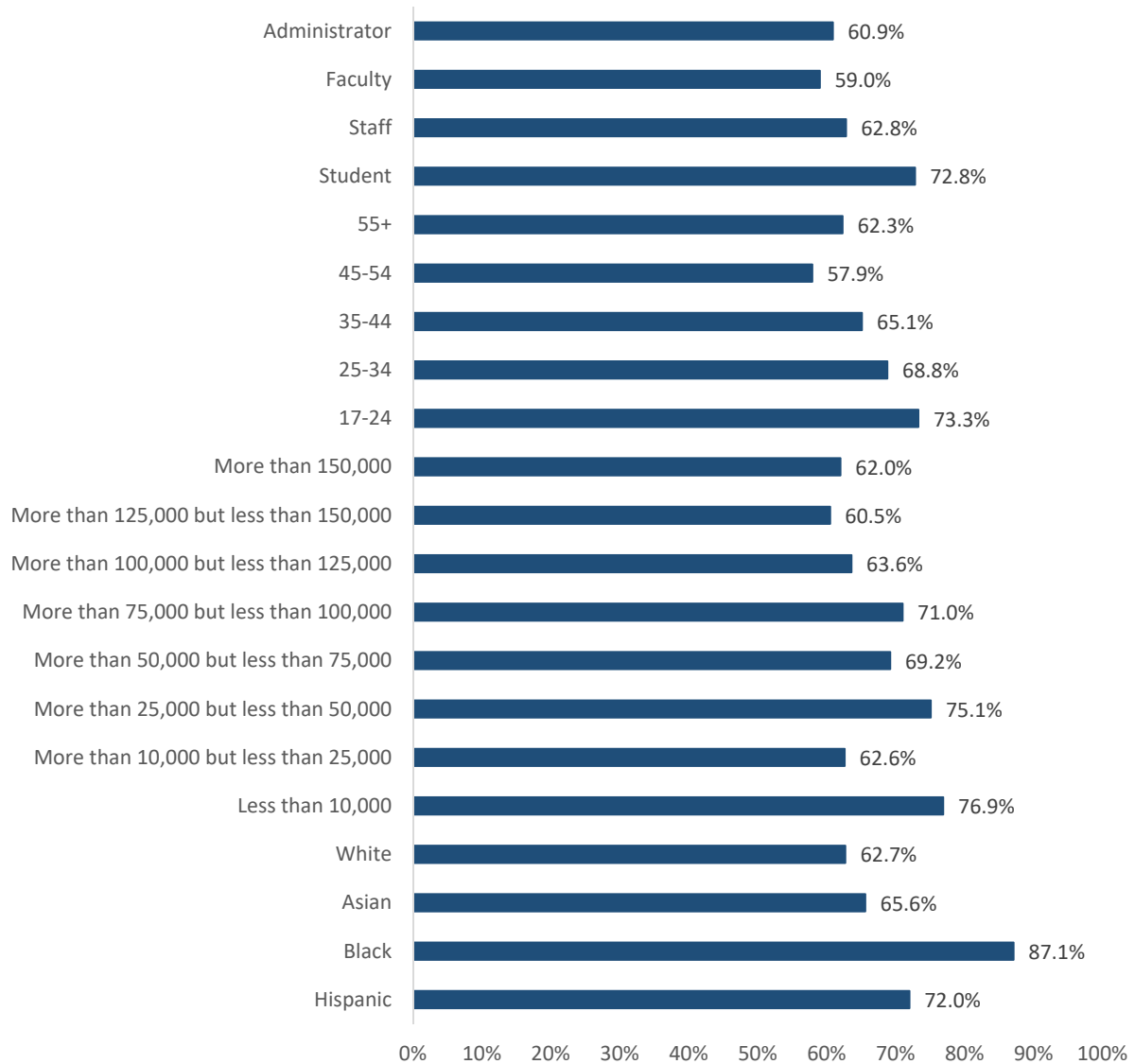
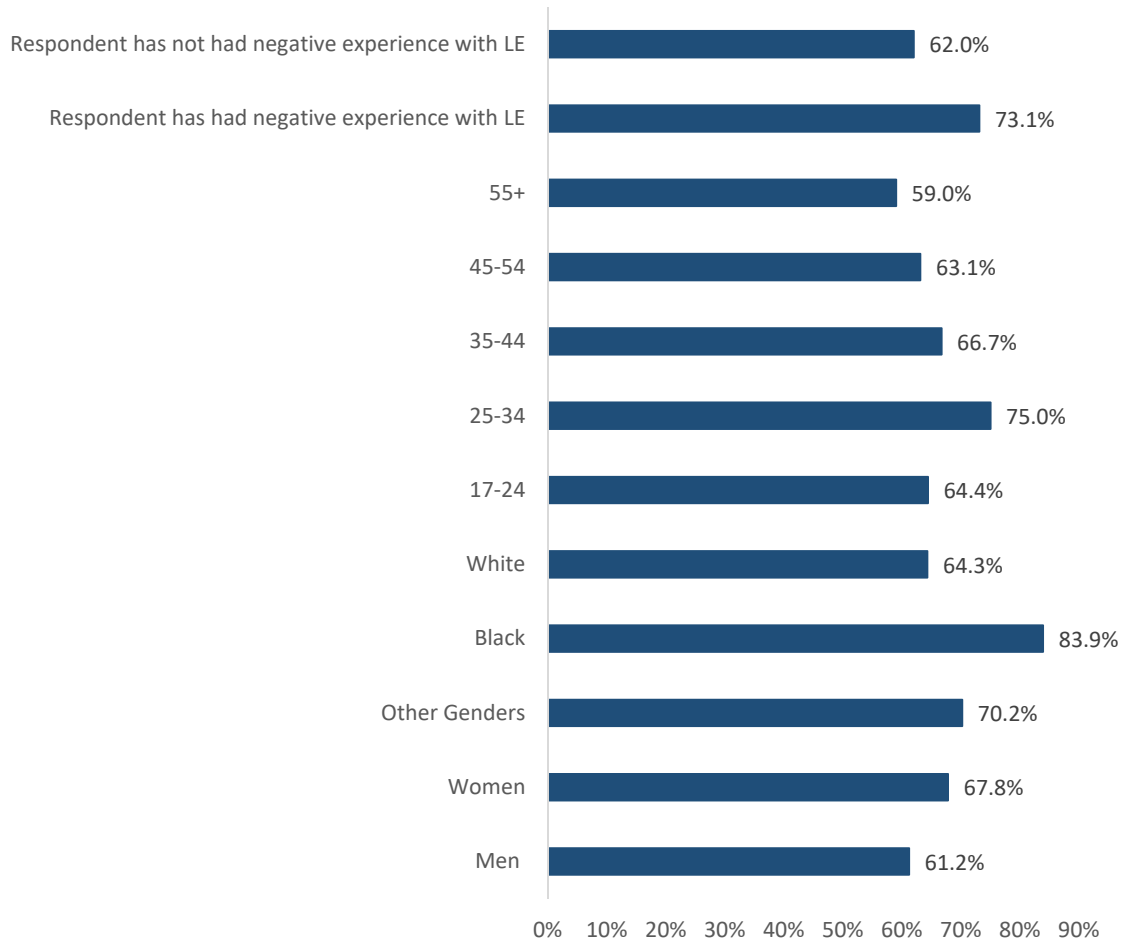


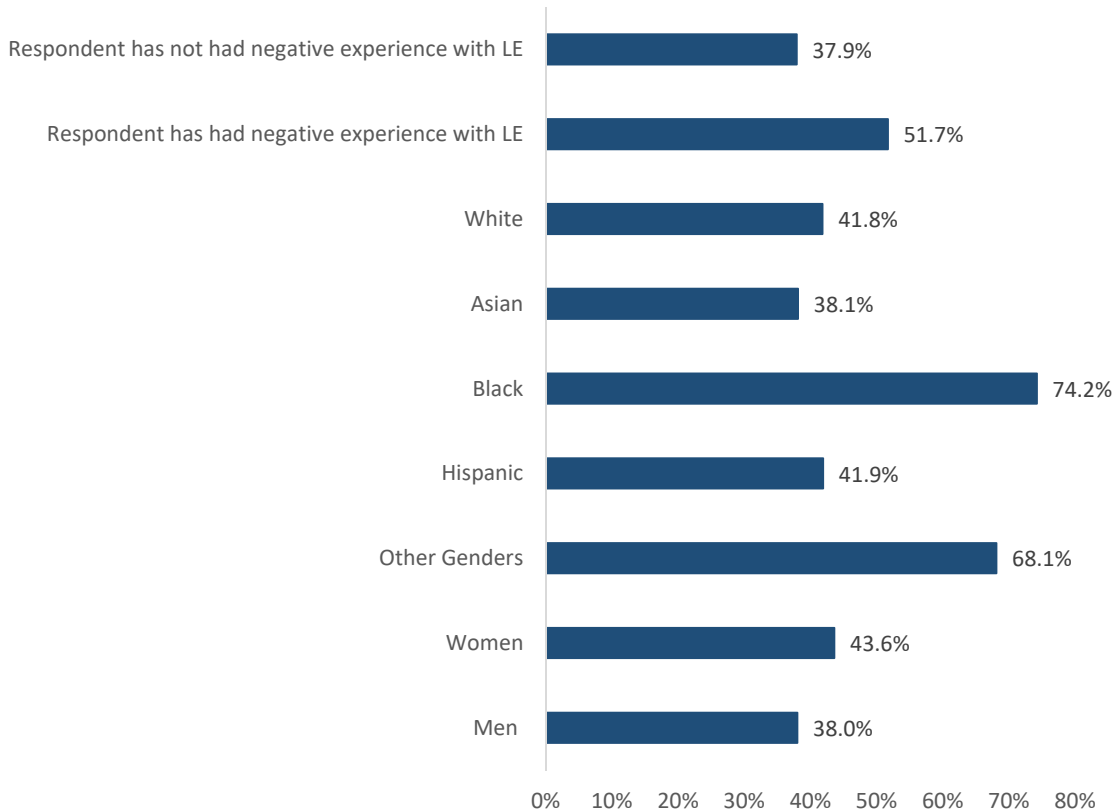
Figure 81 shows that both women and individuals of other genders are more inclined to support implementing an early warning system to identify problem officers than men. Additionally, a larger proportion of Blacks support an early warning system than Whites. Twenty-five to 34 year olds show greater support for this measure than respondents in younger and older age categories. Respondents who have had negative experiences with LE also show more support for implementing an early warning system to identify problem officers than those who have not had such experiences.

**Figure 81. % "strongly" support implementing an early warning system to identify problem officers**



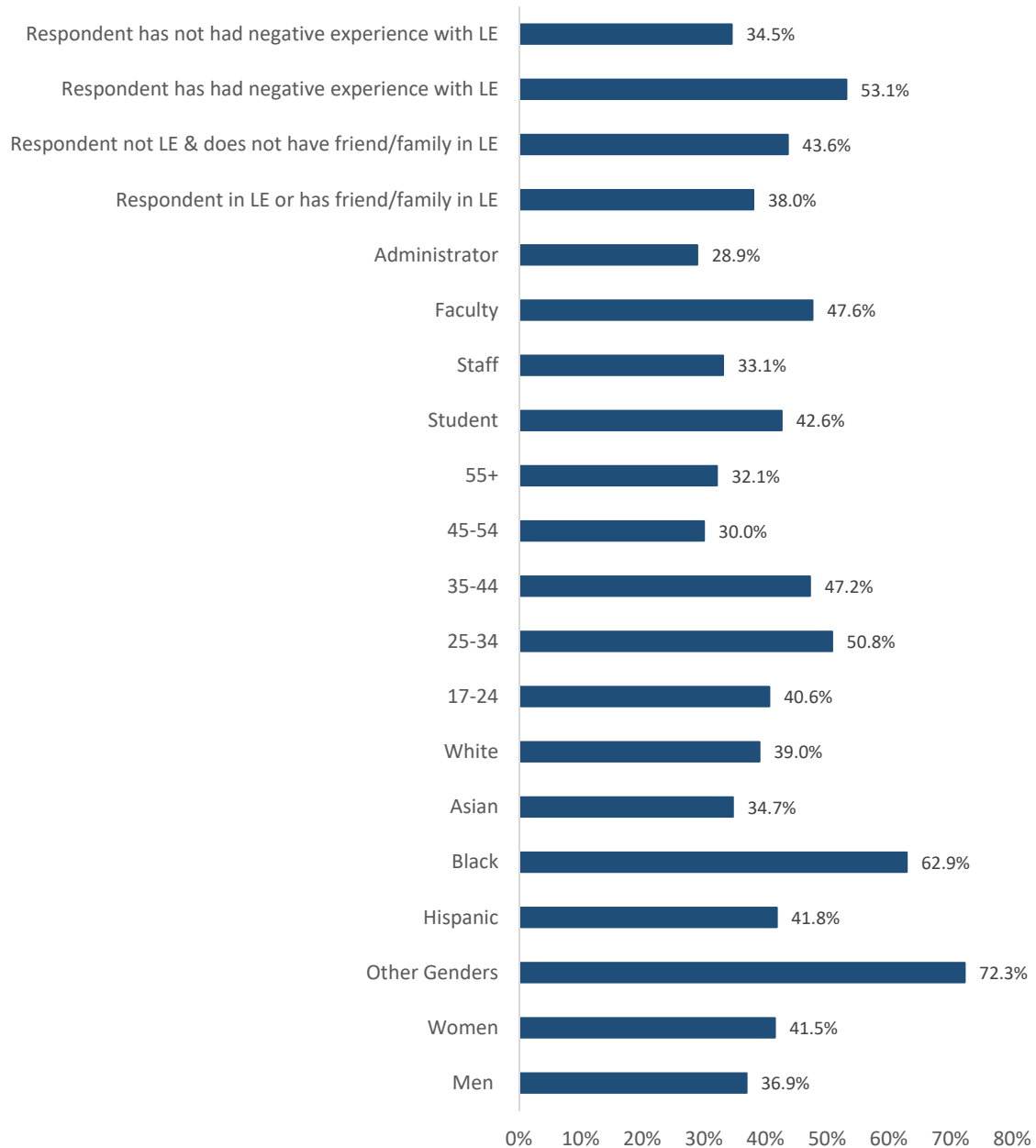
A larger proportion of individuals of other genders strongly support banning the use of no knock warrants than women and men, as shown in Figure 82. A significantly larger proportion of Blacks, relative to Hispanic/Latinx, Asian, and White respondents, support this measure. As might be expected, respondents who have had negative experiences with LE are more likely to strongly support the banning of no knock warrants compared to those who have not had such experiences.

**Figure 82. Characteristics related to support for banning the use of no-knock warrants**



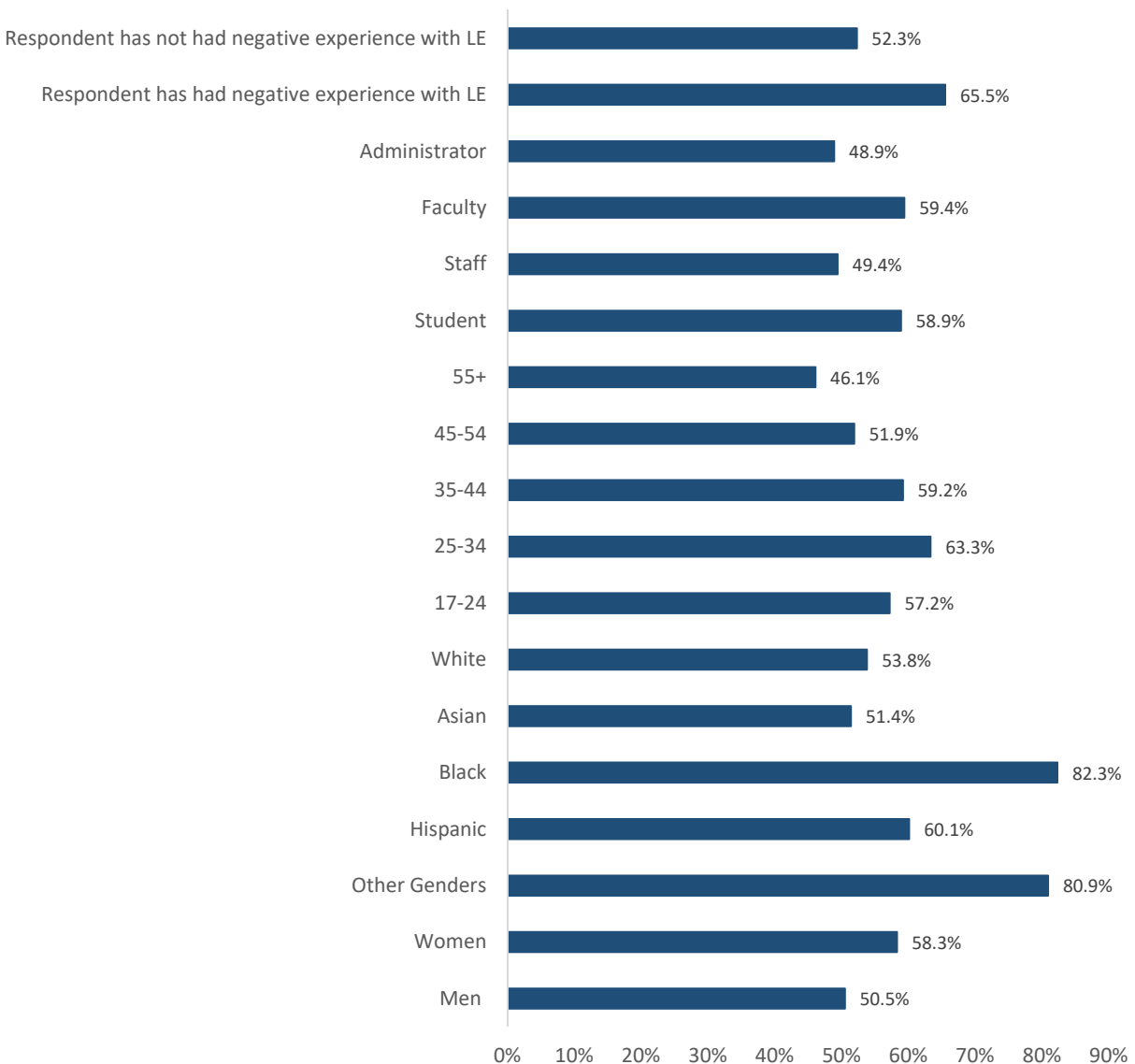
As seen in Figure 83, a significantly larger proportion of individuals of other genders strongly support narrowing the application of qualified immunity than men or women. Figure 83 also shows that a larger proportion of Blacks, relative to Asians, Hispanics/Latinx and Whites, strongly support this measure. Those between the ages of 25 and 44 are more likely to strongly support narrowing the application of qualified immunity relative to respondents in older and younger age categories. A greater proportion of faculty and students support this measure than administrators and staff. Those who are not/have not been in LE and have no friends/family in LE are more supportive of narrowing the application of qualified immunity than respondents who are/have been in law enforcement or have friends/family in law enforcement. Respondents who have had one or more negative experience(s) with a police officer are more likely to strongly support this measure than those who have not had such experiences.

**Figure 83. % "strongly" support narrowing the application of qualified immunity**



Individuals of other genders are more likely to support decertifying officers for misconduct than both men and women, as shown in Figure 84. Additionally, Blacks more strongly support this measure than Hispanics/Latinx, Asian, and White respondents. Those between the ages of 25 and 34 are most likely to support decertifying officers for misconduct, while those over the age of 55 are least likely to support this measure. A larger proportion of students and faculty strongly support decertifying police officers for misconduct than staff and administrators. Finally, those who have had negative experiences with LE are more inclined to support this measure than those who have not had these experiences.

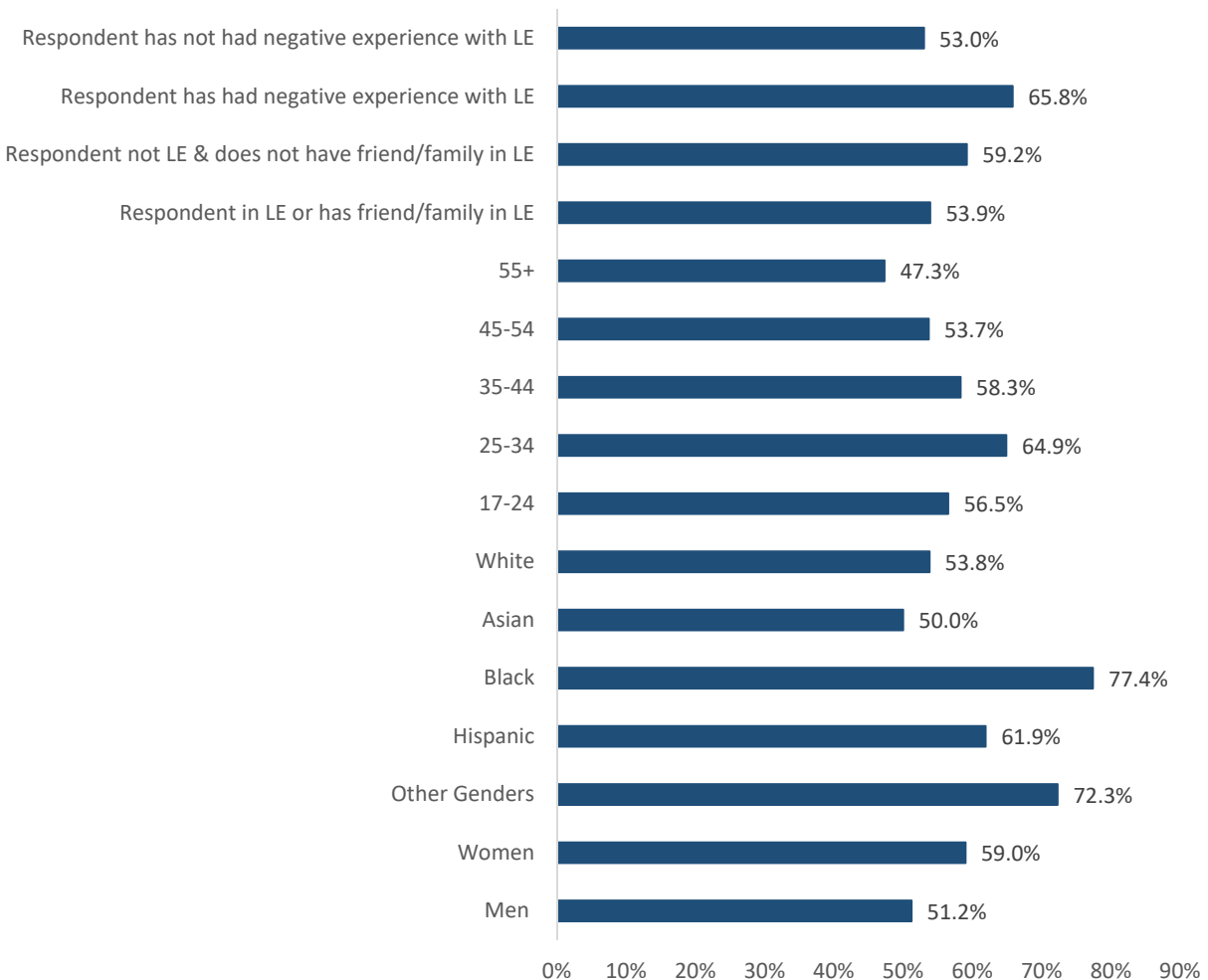
**Figure 84. % "strongly" support decertifying officers for misconduct**



With respect to requiring agencies to report the names of fired officers to a national data base, those of other genders are more inclined to strongly support this measure than men and women. A larger proportion of Hispanics/Latinx, in comparison to Asian and White respondents, support requiring agencies to report the names of fired officers to a national database; however, a greater proportion of Blacks than Hispanics/Latinx support this measure. Those between the ages of 25 and 34 are most likely to support requiring agencies to report names of fired officers to national databases, while those over the age of 55 are least likely to strongly support this measure. A greater proportion of those with no affiliation to LE support this measure than those with no affiliation to LE. As would be expected, those who have had negative interactions with LE are more likely to “strongly” support requiring agencies to report names of fired officers to a national database than respondents who have not had similar experiences.

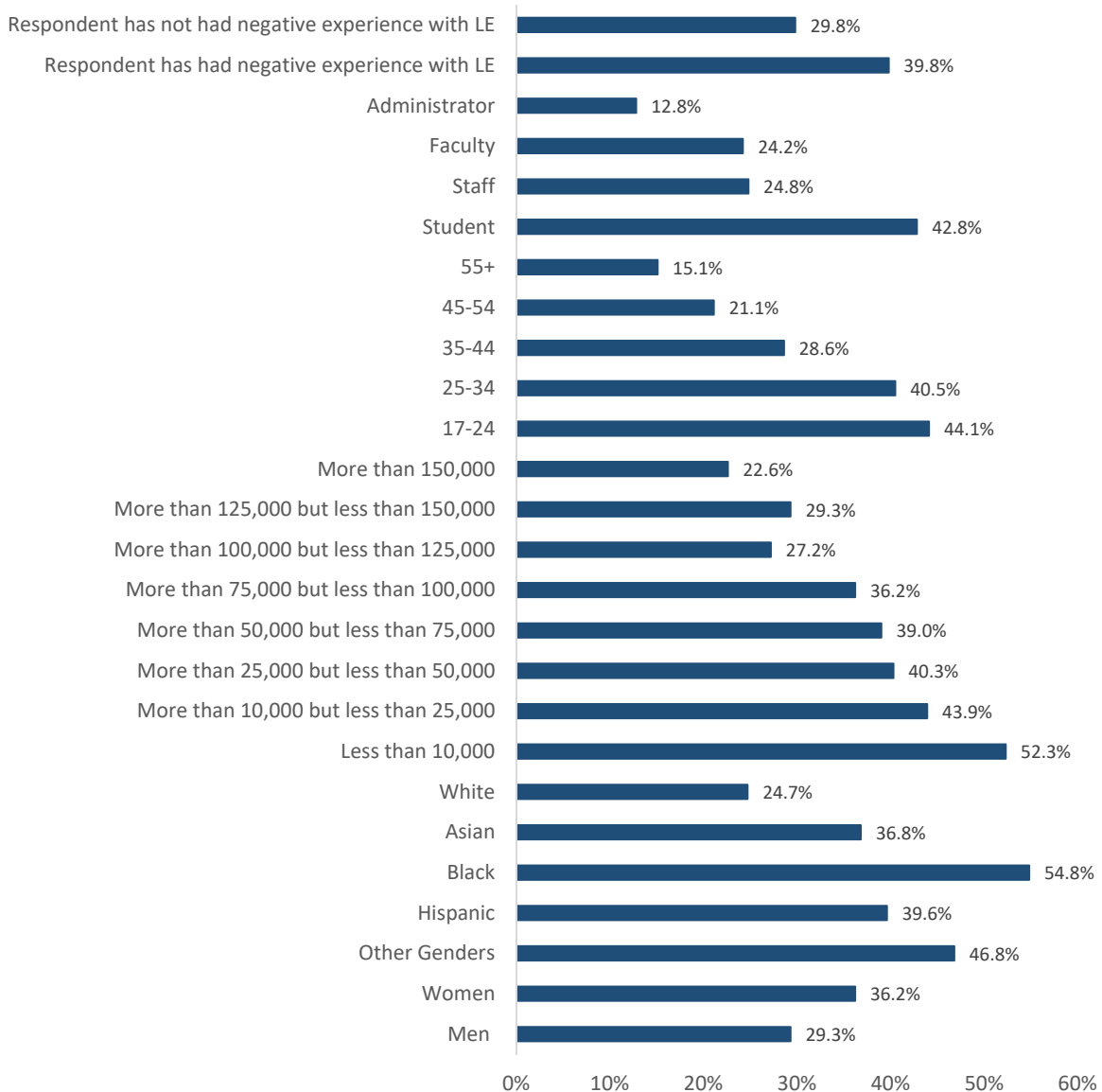


**Figure 85. % "strongly" support requiring agencies to report names of fired officers to national database**



As illustrated in Figure 86, women are more strongly supportive than men of requiring officers to carry personal liability insurance; however, those of another gender are more strongly supportive than women of this measure. While Hispanics/Latinx and Asians are more inclined than Whites to strongly support the notion of requiring officers to carry personal liability insurance as a means of reducing deadly force encounters with police, Blacks are more likely to strongly support this measure than Hispanic/Latinx and Asians. A negative relationship between income and support for this measure is observed, such that those with higher household incomes are less inclined to support requiring officers to carry personal liability insurance than those with lower household incomes. A negative relationship between age and support for this measure also exists. That is, older respondents are less likely to strongly support this measure than are younger respondents. While nearly double the proportion of faculty and staff support the idea of requiring officers to carry personal liability insurance than administrators, students are more likely than faculty and staff to support this measure. Finally, those who have had negative experiences with LE are more inclined to support requiring officers to carry personal liability insurance than those who have not had such experiences.

**Figure 86. % "strongly" support for requiring officers to carry personal liability insurance**



Recall that support for dis-arming the police was less than 10% when looking at the survey sample as a whole. However, as shown in Figure 87, those of other genders are much more inclined to support this idea than men and women. Black respondents are also more inclined to strongly support dis-arming the police than Hispanics/Latinx, Asians, and Whites. While a larger proportion of 25 to 34 year olds strongly support dis-arming police, a lower proportion of those over the age of 45 do so. Students are most likely to strongly support dis-arming the police, while administrators are least likely to do the same. Respondents without an affiliation to LE are more likely to strongly support dis-arming the police than those with some affiliation to LE. Finally, Figure 87 shows those who have had one or more negative experiences with LE demonstrate stronger support for this measure than those who have not had these experiences.

**Figure 87. % "strongly" support dis-arming the police**

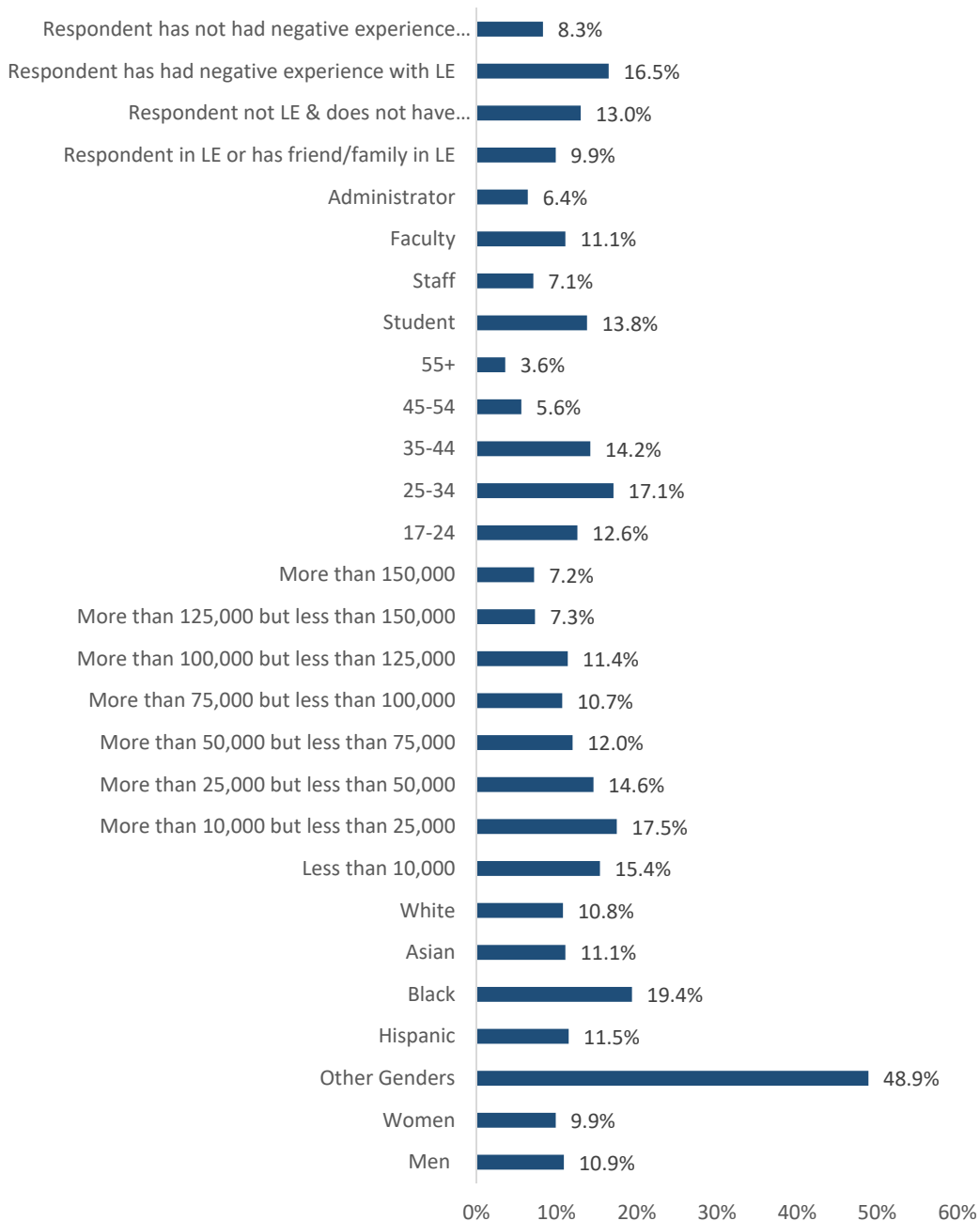


Figure 88 illustrates that the largest proportion of respondents believe police officers should be required to earn a bachelor's degree ( $n = 637$ ; 46.2%), while less than 15% of the survey sample felt a high school diploma was enough education for the role and responsibility of a police officer.

**Figure 88. Should police officers be required to earn a college degree?**

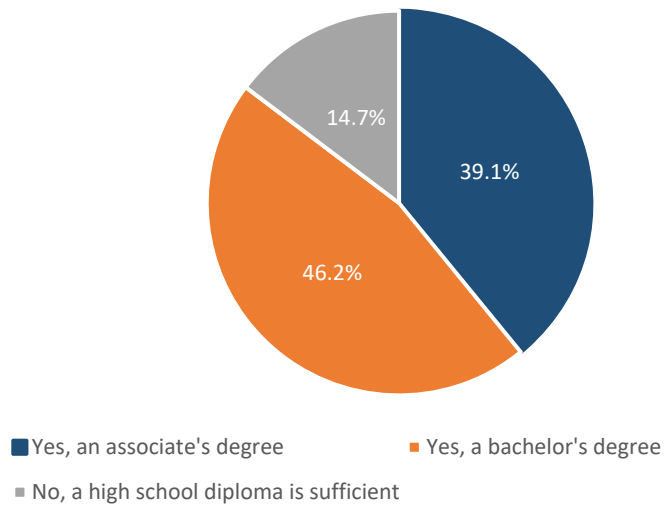
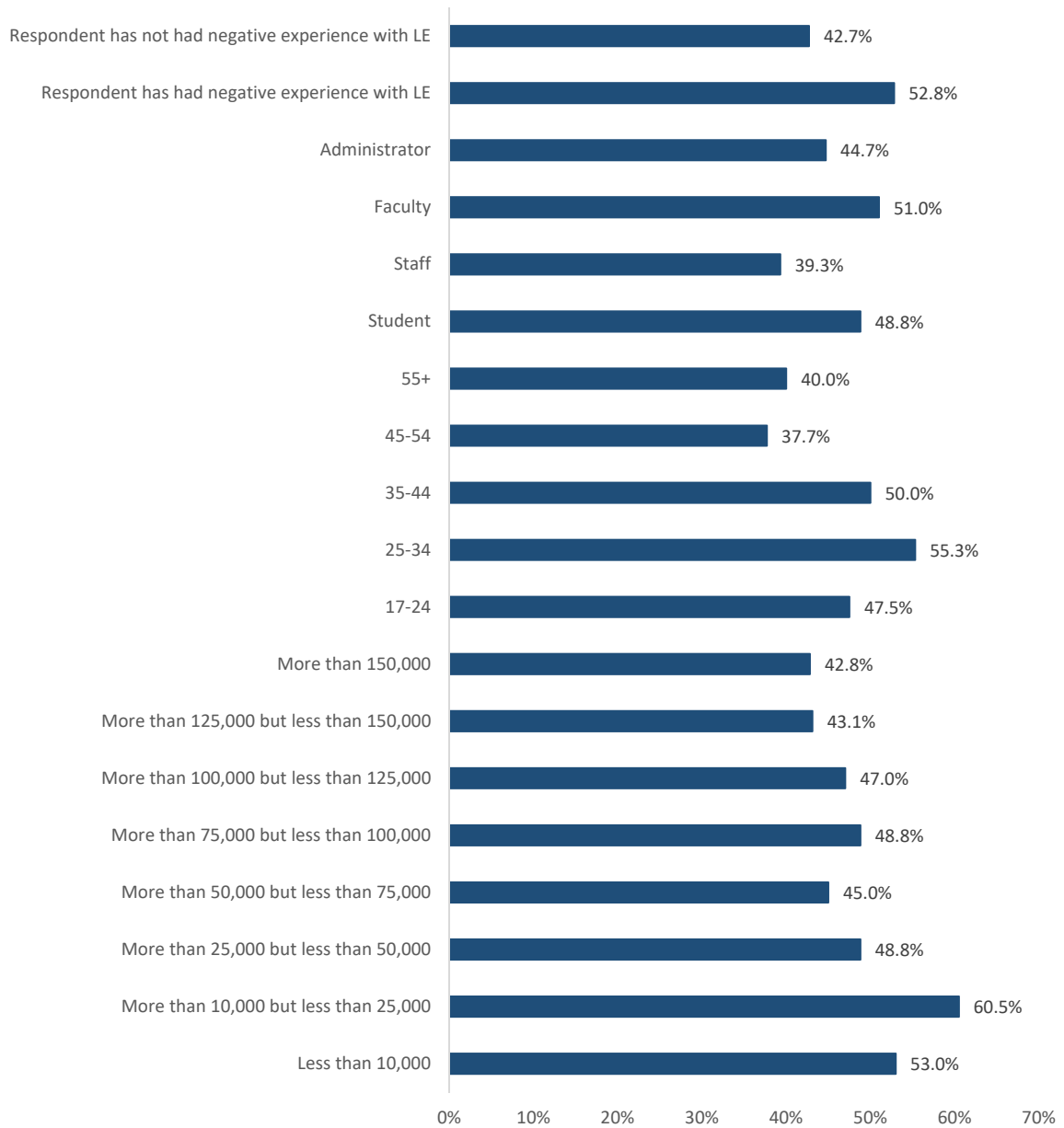


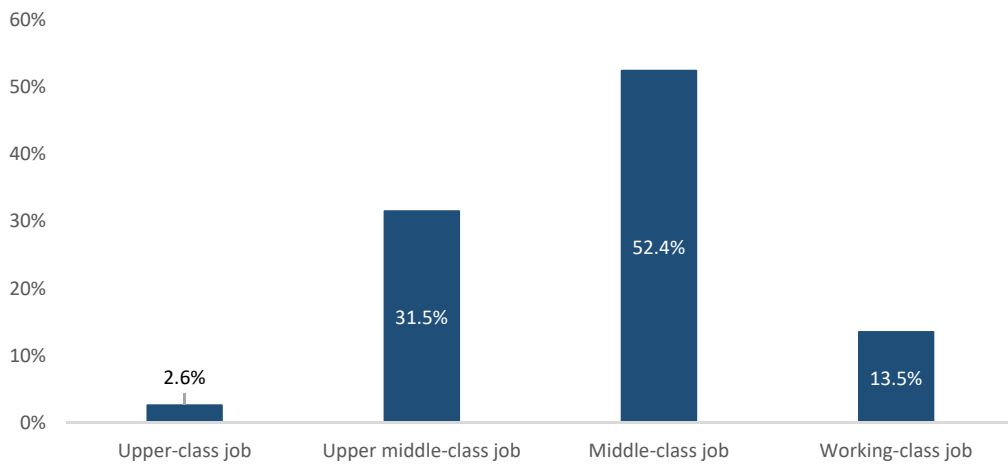
Figure 89 shows that a larger proportion of those whose households earn between \$10,000 and \$25,000 a year believe police officers should be required to earn a BA than respondents in the other household income categories. Respondents in the 25 to 34 age category are more likely to believe officers should be required to earn a bachelor's degree than those in the other age category; meanwhile, those between the ages of 45 to 54 are less likely to feel this way. Faculty are most inclined to think police officers should be required to earn a bachelor's degree to hold their positions, while staff are the least likely to do so. Those who have had past negative experiences with LE are more inclined to believe officers should be required to earn a bachelor's degree than those who have not had such experiences.

**Figure 89. % who believe a BA should be required for becoming a police officer**



As shown in Figure 90, the majority of respondents view the job of police officers as a middle-class job ( $n = 728$ ; 52.4%), followed by 31.5% ( $n = 438$ ) who see it as an upper middle-class job.

**Figure 90. How respondents classify the job of police officers**



Looking at the types of messages respondents received about police officers when they were children, Figure 91 shows the largest proportion of survey completers ( $n = 669$ ; 48.2%) received positive messages, while the next largest proportion ( $n = 403$ ; 29.0%) received mixed messages. The smallest proportion of respondents ( $n = 53$ ; 3.8%) received negative messages about LE.

**Figure 91. Messages respondents received about police officers when they were children**

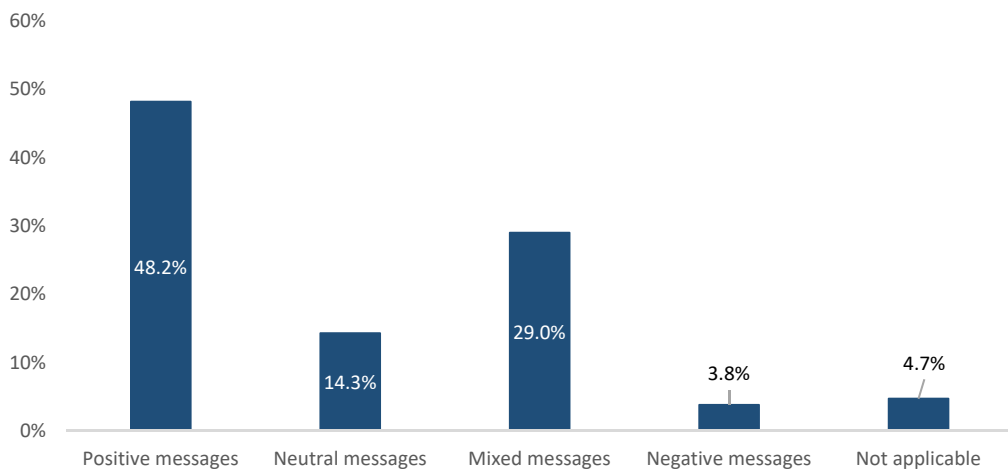
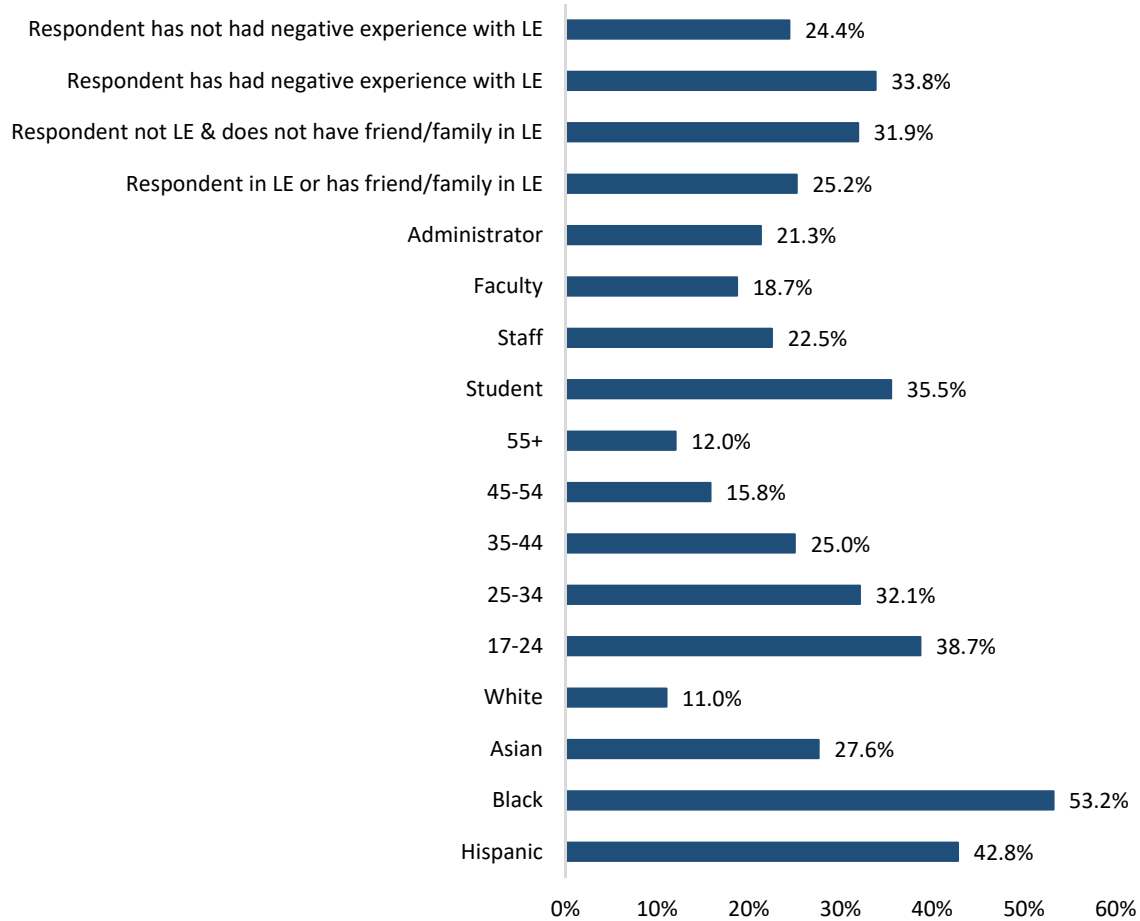


Figure 92 shows a lower proportion of Whites, than Hispanics/Latinx, Asians, and Blacks received mixed messages about police when they were children. Conversely, a significantly larger proportion of Blacks than Hispanics/Latinx, Asians, and Whites received mixed messaging about police as children. Older respondents are less likely than younger respondents to have received mixed messaging about police officers from their parents as children. A greater proportion of students report receiving mixed messages about police officers as children than faculty, staff, and administrators. Respondents who are not/were not in LE and have no friends/family in the profession are more likely to have received mixed messages about officers from their parents than those who are/were in LE or have friends/family in the

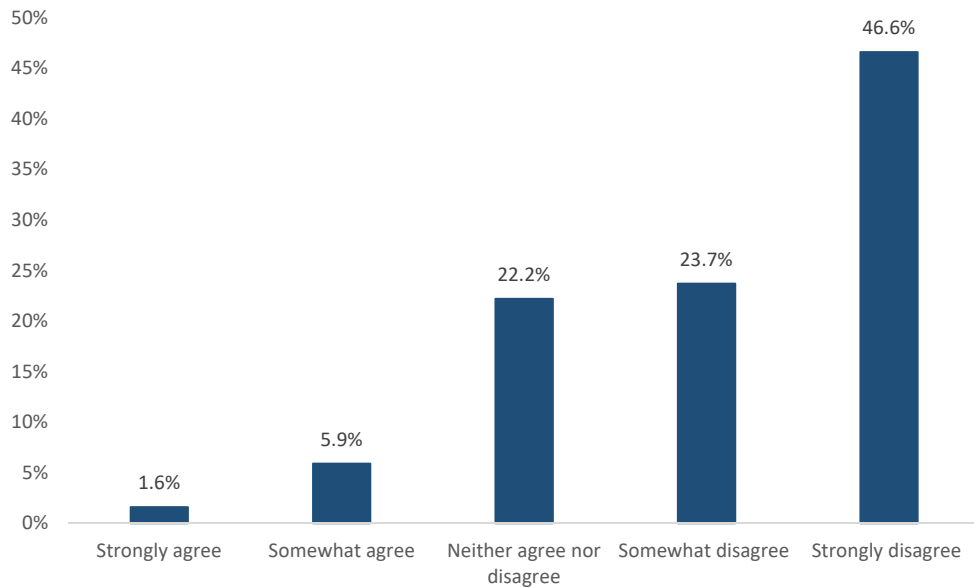
profession. Finally, those who have had negative interactions with LE are more likely to have received mixed messages about police officers as children than those without such experiences.

**Figure 92. Characteristics of respondents whose parents taught them mixed messaging about police officers**



An item on the survey instrument asked respondents to rate their agreement with the statement “laws are made to be broken.” Respondents rated this statement on the five point scale shown in Figure 93. As shown, the largest proportion of survey respondents ( $n = 647$ ; 46.6%) “strongly disagree” with the statement, followed by 23.7% ( $n = 329$ ) who “somewhat disagree” with the statement. A near equal proportion of respondents ( $n = 208$ ; 22.2%) “neither agree nor disagree” with the statement. Less than 10% of the survey sample either “somewhat agree” ( $n = 82$ ; 5.9%) or “strongly agree” ( $n = 22$ ; 1.6%) with the statement.

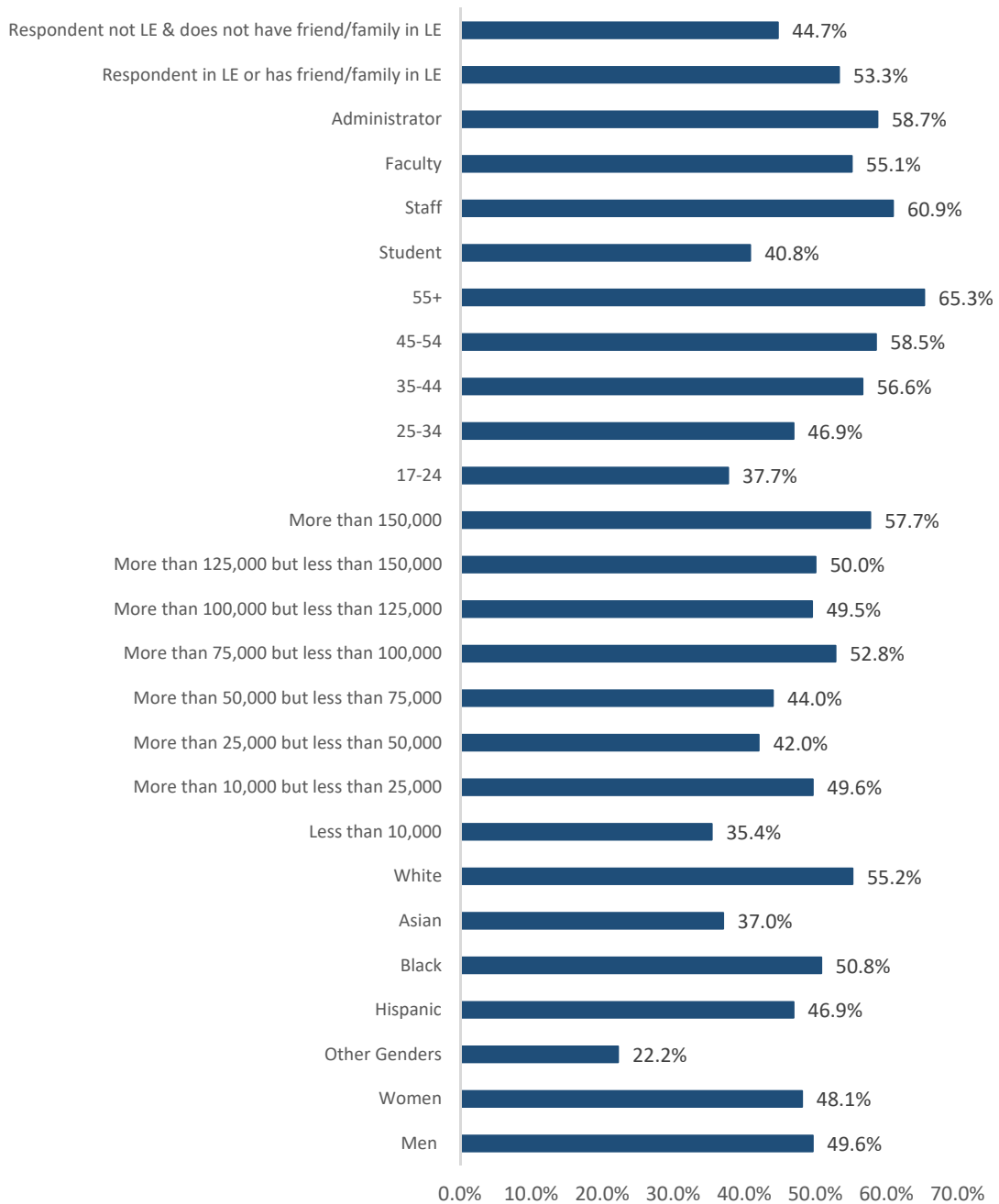
**Figure 93. Laws are made to be broken...**



As illustrated in Figure 94, individuals of other genders are less likely to strongly disagree with the statement “laws are made to be broken” than both men and women. Compared to Hispanic/Latinx, Black, and White respondents, Asians are less likely to strongly disagree with the statement “rules are meant to be broken.” Meanwhile, White respondents are more likely to strongly disagree with the statement than Hispanic/Latinx and Black respondents. A lower proportion of those whose households earn less than \$10,000 a year strongly disagree with the statement “laws are made to be broken,” than those in the other household income categories. A higher proportion of those whose households earn greater than \$150,000 strongly disagree with the statement; however, looking at age, it is noted that a significantly lower proportion of those in the 17 to 24 year old age category strongly disagree with the statement “laws are made to be broken,” than those in the other age categories, while the reverse is true of those over the age of 35. That is, a higher proportion of those over the age of 35 strongly disagree with the statement. Compared to students, faculty, staff and administrators are much more inclined to strongly disagree with this statement, as shown in Figure 94. Respondents who are/were in LE or have friends/family in the profession are more likely to “strongly disagree” with the statement than respondents who are not/were not in LE and do not have friends/family in the profession.

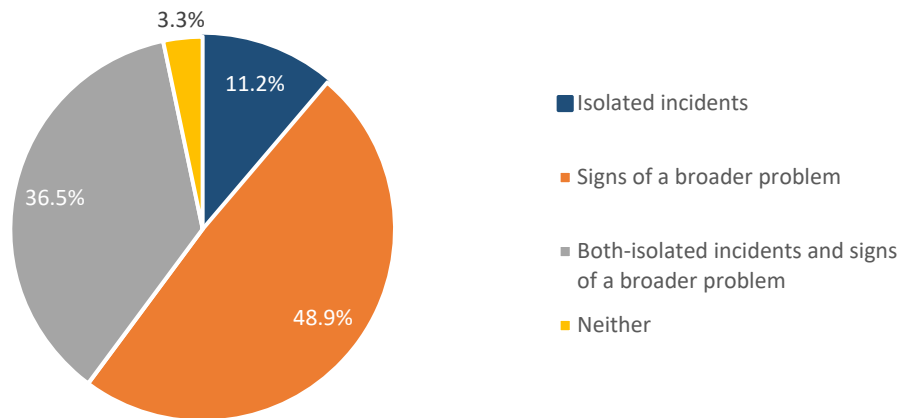


**Figure 94. % "strongly" disagree laws are meant to be broken**



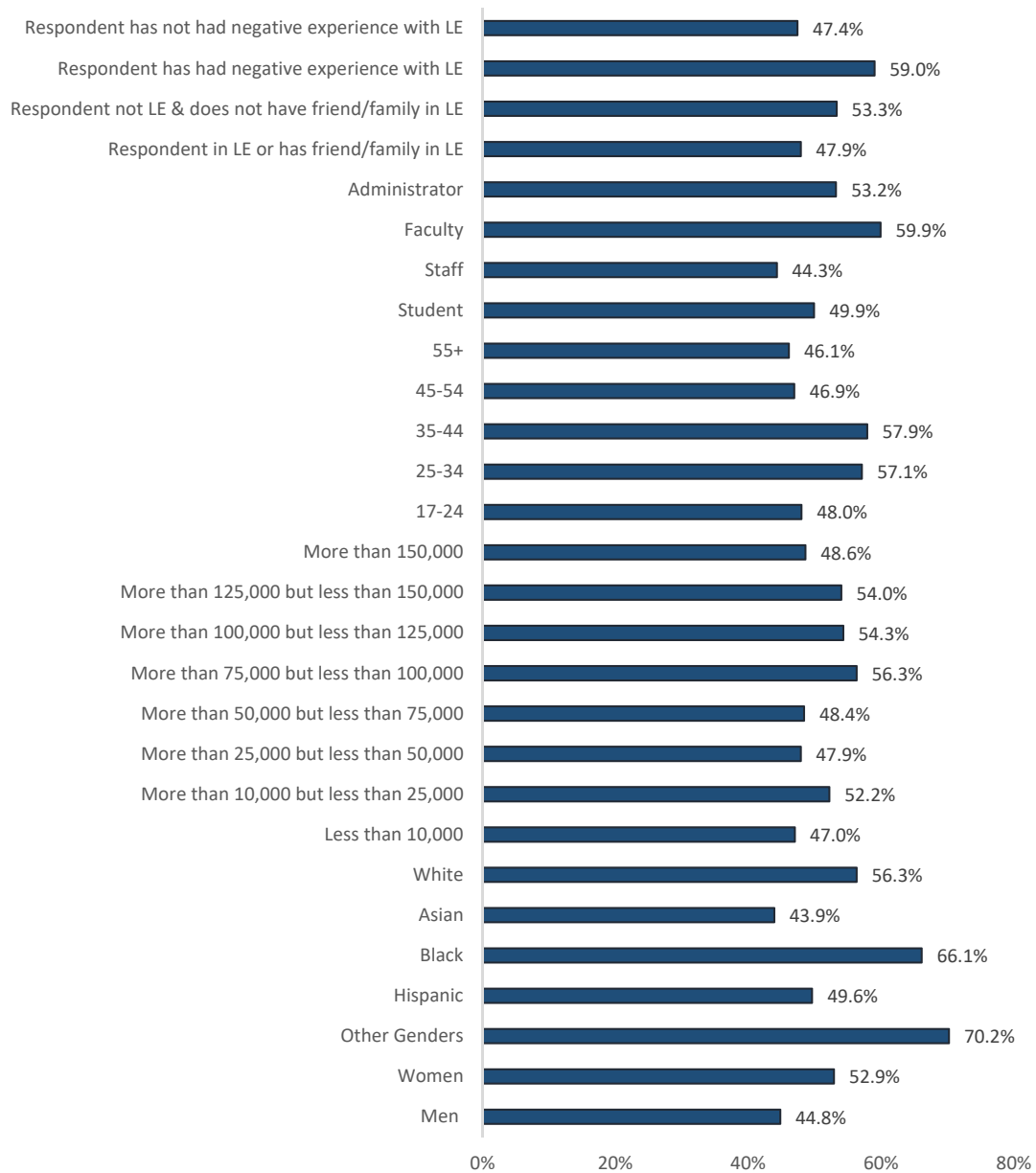
As illustrated in Figure 95, nearly 50% of the survey sample ( $n = 677$ ) believes the deaths of Black Americans during encounters with police in recent years are a signs of a broader problem. Another 36.5% ( $n = 506$ ) believes the deaths of Black Americans during encounters with the police are both isolated incidents and signs of a broader problem. Eleven and two tenths percent ( $n = 156$ ) believe these deaths are isolated incidents.

**Figure 95. Do you think deaths of Black Americans during encounters with police in recent years are...**



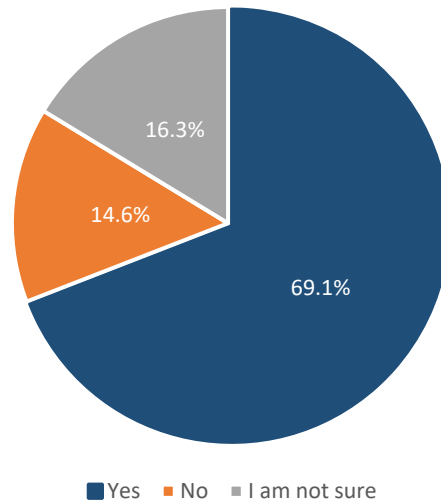
A greater proportion of women than men believe the death of Black Americans during encounters with police in recent years are signs of a broader problem, as shown in Figure 96. However, a significantly larger proportion of respondents of other genders support this position than women. Interestingly, White respondents are more likely than both Hispanics/Latinx and Asians to support this position. However, a larger proportion of Blacks than Whites hold this belief. Income has a complicated relationship with support for this position with those whose households earn between \$10,000 and \$25,000 and between \$75,000 and \$150,000 being more supportive of this position than those in the other household income categories. Compared to those in other age categories, a greater proportion of those between the ages of 25 and 44 believe deaths of Black Americans during encounters with officers in recent years are signs of a broader problem. A larger proportion of administrators than students and staff supported this position; however, a greater proportion of faculty than administrators hold this belief. Respondents with no affiliation to LE are more likely to hold this belief than respondents with some affiliation to LE. As would be expected, respondents who have had one or more negative experiences with a LEO are more inclined to hold this belief than respondents who have not had such an experience.

**Figure 96. % who believe deaths of black Americans during encounters with police in recent years are signs of a broader problem**



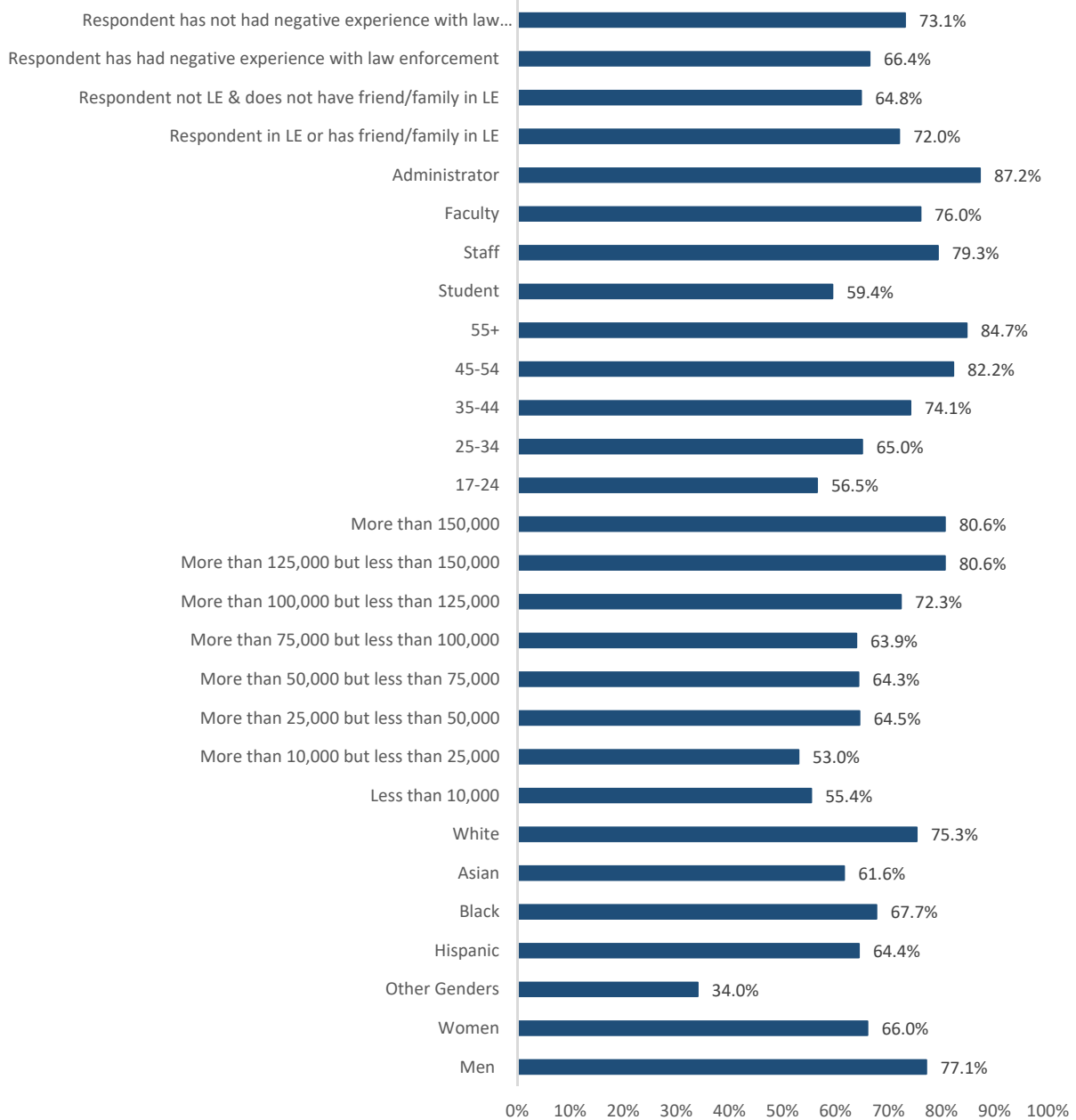
As Figure 97 shows, the majority of survey respondents ( $n = 960$ ; 69.1%) held the belief it is possible to be anti-racist and still support the police/the institution of policing. The next largest proportion indicate they are not sure ( $n = 226$ ; 16.3%). Nearly 15% ( $n = 202$ ; 16.6%) do not believe it is possible to be anti-racist and still support the institution of policing.

**Figure 97. Is it possible to be anti-racist and still support the police/the institution of policing?**



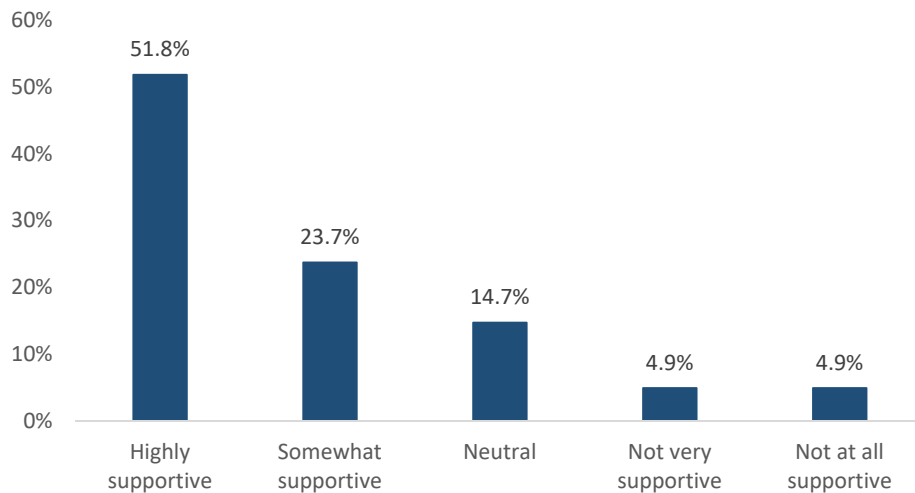
As shown in Figure 98, a greater proportion of men than women believe it is possible to be anti-racist and still support the police. Meanwhile, a significantly lower proportion of respondents of other genders believe the same to be true compared to women. A significantly larger proportion of White respondents believe it is possible to be anti-racist and support the police than Hispanic/Latinx, Asian, and Black respondents. While those making less than \$25,000 are least likely to hold the belief it is possible to be anti-racist and support the police, those making more than \$100,000 are most likely to hold this belief. Compared to those in the other age categories, a lower proportion of those between the ages of 17 and 24 believe it is possible to be anti-racist and support police at the same time. On the other hand, a greater proportion of those over the age of 45 hold this belief. While administrators are most likely to hold the belief that anti-racism and support for the police are not mutually exclusive, students are least likely to hold this belief. Respondents currently/previ­ously in LE or with friends/family in LE are more likely to hold the belief one can be anti-racist and still support the police than respondents who have no affiliation with LE. Finally, respondents who have never had a negative experience with LE are more inclined to hold this belief than are respondents who have had a negative experience with LE.

**Figure 98. % Yes, it is possible to be anti-racist and still support police**



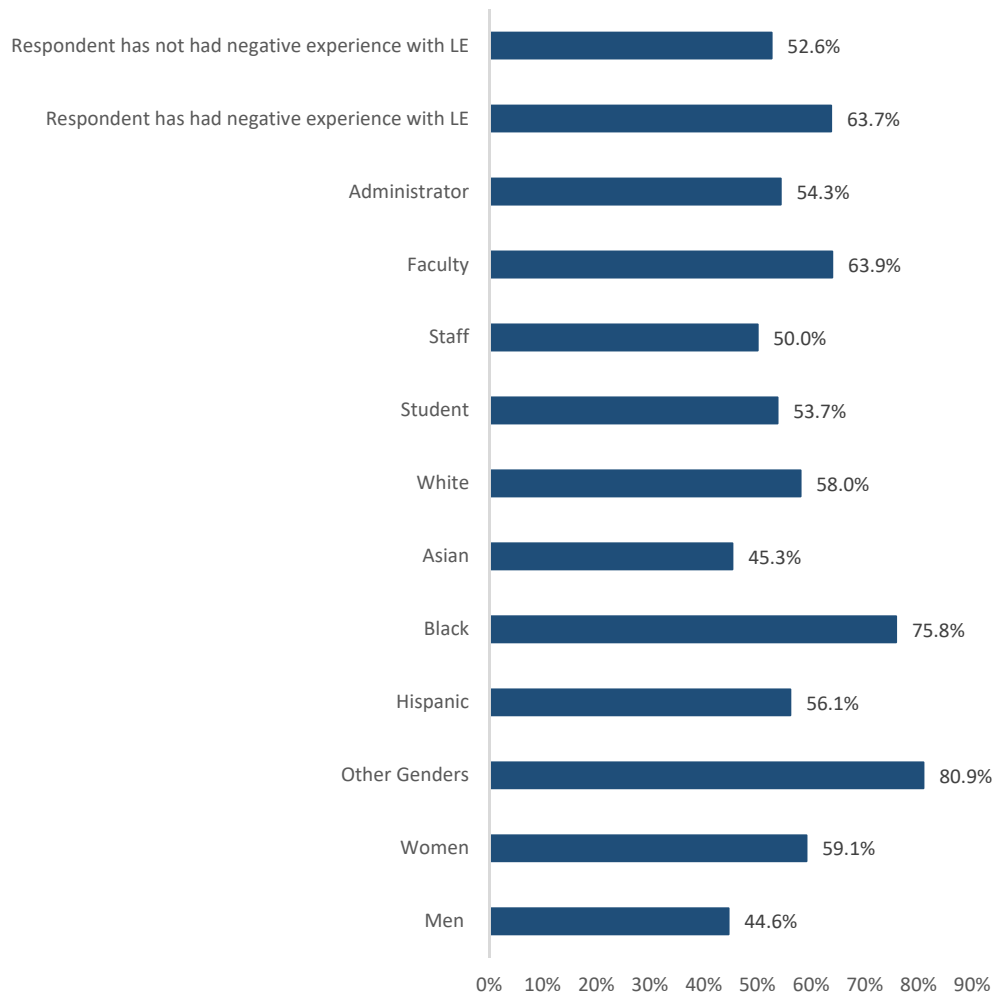
Respondents rated their support for the social justice movement on a five point scale from 1 = “not supportive at all,” to 5 = “highly supportive.” As shown in Figure 99, more than half of the survey sample ( $n = 717$ ; 51.8%) is “highly” supportive of the movement. Another 23.7% ( $n = 329$ ) is “somewhat supportive” of the social justice movement. Nearly 15% ( $n = 204$ ) of the survey sample feels “neutral” about the social justice movement, while equal proportions ( $n = 67$ ; 4.9%) feel either “not very supportive” or “not supportive at all.”

**Figure 99. I would describe my support for the social justice movement as...**



As illustrated in Figure 100, a lower proportion of men than women report supporting the social justice movement. Meanwhile, a greater proportion of individuals of other genders report supporting the social justice movement than women. A lower proportion of Asians support the social justice movement relative to Hispanics/ Latinx and Whites. However a significantly higher proportion of Blacks support the movement than Hispanic/Latinx and Whites. Compared to students, staff, and administrators, faculty are more inclined to support the social justice movement. As would be expected, those who report a negative experience with LE are more likely to support the social justice movement than those who do not report this experience.

**Figure 100. I would describe my support for the social justice movement as highly supportive**



## SUMMARY

An online survey of the campus community was conducted in the spring of early 2021 by the Social Science Research Center at CSU, Fullerton. The purpose of the survey was to ascertain campus community members' experiences with law enforcement, their perceptions of CSUF UPD, police in their neighborhood, Southern California and the U.S. more broadly, their expectations of the CSUF UPD and police in their neighborhood, and support for current police reform efforts. In total 1,445 individuals completed the survey.

The majority of individuals in the survey sample have had some contact with a law enforcement officer. The largest proportion of respondents have had contact with a police officer between one and three times in their lifetime. Of those who have had contact with a police officer, the largest proportion indicate this contact occurred when they were pulled over for a routine traffic matter, when they were involved in a traffic accident/were dealing with a disabled vehicle, or during a casual conversation at a

community event. Respondents who had contact with a police officer most commonly report this interaction being with police in their neighborhood, followed by some other LE agency, and lastly, CSUF UPD. While respondents report having had the least amount of contact with CSUF UPD, they report their interaction with the department most favorably. Respondents rated their interaction with officers from other LE agencies as more mixed. Looking at the types of experiences respondents have had with officers, results of the survey suggest, overall, they have been positive, with the majority noting they have been treated with dignity and respect, an officer explained the reason for their actions, and an officer provided them with helpful resources. However, the types of interactions respondents report having with police officers correlate with certain demographic characteristics. For example, those of other genders are more likely to have experienced negative verbal interactions with an officer than both men and women, but men are more likely to have experienced this type of interaction than women. Additionally, Black respondents are more likely to have experienced a negative verbal interaction with a LE officer than Hispanic/Latino, Asian, or White respondents.

Across 17 different criteria, respondents rate CSUF UPD more favorably than police in their neighborhood, police in Southern California, and U.S. police in general. There is; however, some variability within the sample in how CSUF UPD are perceived across these various indicators. Although not the case for every indicator, in general, men have more favorable perceptions of CSUF UPD than women, while women have more favorable perceptions than those of other genders. Whites, on average, tend to have more positive views of CSUF UPD than those in other racial/ethnic categories, while the reverse is true of Black survey completers. Age and income are positively related to favorable perceptions of CSUF UPD, with older respondents and those making higher household incomes holding more positive views than younger respondents and those making lower household incomes. Students, on average, tend to hold less favorable perceptions of CSUF UPD than administrators. Finally, survey completers who had previous negative experiences with LE hold less favorable views of CSUF UPD than those without such experiences.

Sixty two percent of survey completers report feeling safe walking around the CSUF campus at night. Women and those of other genders generally feel less safe walking campus at night than men. White respondents report feeling more comfortable walking the CSUF campus at night than Hispanic/Latino, Asian, and Black respondents. Within the CSUF community, students feel least safe walking the CSUF campus at night relative to administrators, faculty, and staff. Administrators report being the most comfortable doing so. Age and annual household income are positively related to how comfortable one feels walking around the CSUF campus at night, such that older respondents and those earning higher annual household incomes feel more comfortable doing so than younger respondents and those earning less. Respondents who had some affiliation with LE felt, in general, safer walking around campus at night than those with no affiliation to LE. Those who had one or more negative experiences with LE in the past report feeling more comfortable walking around campus at night than those without such experiences.

Respondents have similar expectations of CSUF UPD and police in their neighborhood, with one exception. The largest proportion of respondents feel it is “highly important” CSUF UPD provide safety escorts, but only “important” for police in their neighborhood to do the same. On the whole, respondents feel it is most important CSUF UPD officers respond to active shooter situations, ensure the safety of the community, and investigate crimes. Survey completers feel it is least important that CSUF UPD assist individuals with non-emergency issues, host outreach events (such as coffee with a cop), and provide educational programs.



Nearly half of survey respondents support current police reform efforts; however, support for these efforts does vary based on respondent characteristics. For example, respondents of other genders are far more inclined to strongly support current police reform efforts than both men and women and women show more support towards police reform efforts than men. Black respondents show more favorability towards current police reform efforts than those belonging to the other race/ethnicity categories. Those earning between \$10,000 to \$50,000 are more likely to support current police reform efforts than those making less than \$10,000 or those making more than \$50,000. Students and faculty are more likely to support current police reform efforts than staff and administrators. Those who have had negative experiences with LE are more inclined to support police reform efforts than those without such experiences.

When looking at strategies that might serve to reduce deadly force encounters with the police, respondents are most supportive of increased de-escalation training for officers, outfitting all officers with body-worn cameras, and implementing an early warning system to identify problem officers. Survey completers are least supportive of dis-arming officers, reducing police budgets, and requiring officers to carry personal liability insurance as a means of reaching this end.

Nearly 50% of survey respondents received positive messaging about police officers from their parents when they were a child, nearly a third received mixed messaging, and less than 5% received negative messaging. As would be expected, the type of messaging one received about LE was dependent on certain respondent characteristics. Specifically, Hispanics and Blacks were more likely to receive mixed messages about police officers than Asians or Whites. Older respondents were more likely to have received positive messaging about LE than younger respondents. Students were also more likely to have received mixed messaging about police officers when they were children relative to staff, faculty, and administrators. Those respondents who have an affiliation to LE report receiving more positive messages about LE growing up than those who do not have this type of affiliation. Survey completers who have had one or more negative experiences with LE are more likely to have received mixed messages about police officers growing up than those who have not had such experiences.

Nearly half of the survey sample believes the deaths of Black Americans during encounters with the police in recent years point to a larger problem. While women are more likely to hold this belief than men, those of other genders are much more likely than women to hold this view. White and Hispanic/Latinx respondents are more likely to support this position than Asians. However, Blacks are more likely to support this position than both Hispanic/Latinx and White respondents. Household income is related to support for this position, but not in a linear fashion. Rather, those earning between \$10,000 and \$25,000 and \$75,000 to \$150,000 are more likely to hold this belief than those in the other household income categories. Compared to students, staff, and administrators, faculty were more likely to hold this belief. Respondents with an affiliation to LE were less inclined to support this position than those without such an affiliation. As would be expected, those who have had a negative experience with LE were more likely to hold this position than those who have not had such experiences.

The majority of survey completers feel it is possible to be anti-racist and support the police at the same time. Men are more likely than both women and respondents of other genders to support this position. White respondents also support this position to a greater extent than those in the other racial/ethnic groupings. Those in the youngest age category are least likely to believe one can be anti-racist and support the police compared to those in other age categories. In relation to this finding, it is not surprising students are least likely to hold this view within the campus community. Respondents with some affiliation to law enforcement are more likely to hold this belief than those who do not have such

an affiliation. In addition, those who have never had a negative experience with law enforcement are more likely to endorse this belief than those who have had such experiences.

Finally, near half of the survey sample is “highly supportive” of the social justice movement, while less than 5% is “not very supportive at all.” Support for this movement does vary, as would be expected, by respondent characteristics. While women are more likely to be highly supportive of the social justice movement than men, those of other genders are more inclined to strongly support this movement than women. Hispanic/ Latinx and White survey completers demonstrate stronger support for the social justice movement than Asians. However, Black respondents are more supportive than both Hispanics/Latinx and White respondents of the social justice movement. Relative to student, staff, and administrators, faculty are most in support of the social justice movement. As would be expected, those reporting past negative experiences with LE are more likely to strongly support the social justice movement compared to those that do not report such experiences.

## Appendix A.

### Survey of CSU Fullerton Community Members' Perceptions of Law Enforcement

#### PRESCREEN FOR FACULTY/STAFF/ADMIN

Thank you for participating in this survey. Before starting, please select which of the following **best** describes your role at Cal State Fullerton.

1. Faculty
2. Staff
3. Admin

California State University, Fullerton is interested in community attitudes toward law enforcement. The survey contains a series of questions about your perceptions of police, expectations of police, your experience with police, and your level of support for specific police reform measures. Your participation in the survey is greatly appreciated.

Your participation in this survey is voluntary. No more than minimal risk is involved with this survey. You may hesitate to answer certain questions in the survey due to discomfort or another reason. If so, you may choose to not answer any question. You may have concerns about confidentiality, please know that survey responses are confidential and your confidentiality will be protected to the extent allowed by law. Results will be presented in aggregate form. You may refuse to participate or discontinue your involvement at any time without penalty.

[IF STUDENT: "Students who complete this survey will be entered into a drawing to win a **\$50 Amazon gift certificate** (30 gift certificates to be awarded)."/IF FACULTY/STAFF: "Faculty and staff who complete this survey will be entered into a drawing to win a **\$100 Amazon gift certificate** (10 gift certificates to be awarded)."/IF ADMIN, OMIT] The results of this survey may also have the societal benefit of providing information on public attitudes toward police and police reform and public experience with police. It will also provide important information to CSUF PD Chief's Advisory Board to guide CSUF PD in creating appropriate programs and training for community members and officers, with a goal of improving police community relations on campus.

This survey will take approximately 12-15 minutes to complete. Please feel free to contact Laura Gil-Trejo at (657) 278-7691 or [lgil-trejo@fullerton.edu](mailto:lgil-trejo@fullerton.edu) if you have any questions or would like to verify the authenticity of this study. If you have any questions about your rights as a research participant, you may contact California State University, Fullerton IRB at (657) 278-7719.

*I have carefully read and/or I have had the terms used in this consent form and their significance explained to me. By clicking below, I agree that I am at least 18 years of age and agree to participate in this project.*

As a participant in the study, your honest opinions and experiences are important to our research team and your campus police department. Please answer the questions in your own opinion and to the best of your knowledge.

**Perceptions of Police**

The following questions ask about your experiences with and opinions of police.

1. What law enforcement agency would respond if you called 911 from your residence/the place you stay at night?
  - a. Drop down menu of SoCal LEA’s
    - i. Include “Other” and “I don’t know” options at the bottom
  - b. CSUF UPD (only select if you live on campus)
  
2. What is the zip code of your residence/the place you stay at night?
  - a. Drop down menu? Or free response?

Please indicate whether you *strongly agree, somewhat agree, neither agree nor disagree, somewhat disagree, or strongly disagree* with the following statements about police.

- “U.S. police in general” refers to police/sheriffs in the United States.
- “Police in Southern California” refer to police/sheriffs in Southern California,
- “Police in my neighborhood” refers to police/sheriffs that would respond if you called 911 from your residence/place you sleep at night.
- “Campus police in general” refers to college/university law enforcement in the United States.
- “CSUF PD” refers to police on CSUF campus.

3. In general, the police promptly respond to calls for assistance.

	Strongly agree	Somewhat agree	Neither agree nor disagree	Somewhat disagree	Strongly disagree
U.S. police in general	<input type="radio"/>	<input type="radio"/>	<input type="radio"/>	<input type="radio"/>	<input type="radio"/>
Police in Southern California	<input type="radio"/>	<input type="radio"/>	<input type="radio"/>	<input type="radio"/>	<input type="radio"/>
Police in my neighborhood	<input type="radio"/>	<input type="radio"/>	<input type="radio"/>	<input type="radio"/>	<input type="radio"/>
CSUF PD	<input type="radio"/>	<input type="radio"/>	<input type="radio"/>	<input type="radio"/>	<input type="radio"/>

4. In general, the police are effective in resolving problems that really concern people (e.g. preventing crime, maintaining order, ...)

	Strongly agree	Somewhat agree	Neither agree nor disagree	Somewhat disagree	Strongly disagree
U.S. police in general	<input type="radio"/>	<input type="radio"/>	<input type="radio"/>	<input type="radio"/>	<input type="radio"/>
Police in Southern California	<input type="radio"/>	<input type="radio"/>	<input type="radio"/>	<input type="radio"/>	<input type="radio"/>
Police in my neighborhood	<input type="radio"/>	<input type="radio"/>	<input type="radio"/>	<input type="radio"/>	<input type="radio"/>
CSUF PD	<input type="radio"/>	<input type="radio"/>	<input type="radio"/>	<input type="radio"/>	<input type="radio"/>

5. In general, the police are doing a good job working together with community members to solve local problems.

	Strongly agree	Somewhat agree	Neither agree nor disagree	Somewhat disagree	Strongly disagree
U.S. police in general	<input type="radio"/>	<input type="radio"/>	<input type="radio"/>	<input type="radio"/>	<input type="radio"/>
Police in Southern California	<input type="radio"/>	<input type="radio"/>	<input type="radio"/>	<input type="radio"/>	<input type="radio"/>
Police in my neighborhood	<input type="radio"/>	<input type="radio"/>	<input type="radio"/>	<input type="radio"/>	<input type="radio"/>
CSUF PD	<input type="radio"/>	<input type="radio"/>	<input type="radio"/>	<input type="radio"/>	<input type="radio"/>

6. In general, the police enforce laws consistently amongst all people in their jurisdiction, regardless of residents' age, race/ethnicity, or gender.

	Strongly agree	Somewhat agree	Neither agree nor disagree	Somewhat disagree	Strongly disagree
U.S. police in general	<input type="radio"/>	<input type="radio"/>	<input type="radio"/>	<input type="radio"/>	<input type="radio"/>
Police in Southern California	<input type="radio"/>	<input type="radio"/>	<input type="radio"/>	<input type="radio"/>	<input type="radio"/>
Police in my neighborhood	<input type="radio"/>	<input type="radio"/>	<input type="radio"/>	<input type="radio"/>	<input type="radio"/>
CSUF PD	<input type="radio"/>	<input type="radio"/>	<input type="radio"/>	<input type="radio"/>	<input type="radio"/>

7. In general, the police are doing a good job treating all community members with dignity and respect, regardless of residents' age, race/ethnicity, or gender.

	Strongly agree	Somewhat agree	Neither agree nor disagree	Somewhat disagree	Strongly disagree
U.S. police in general	<input type="radio"/>	<input type="radio"/>	<input type="radio"/>	<input type="radio"/>	<input type="radio"/>
Police in Southern California	<input type="radio"/>	<input type="radio"/>	<input type="radio"/>	<input type="radio"/>	<input type="radio"/>

Police in my neighborhood	<input type="radio"/>	<input type="radio"/>	<input type="radio"/>	<input type="radio"/>	<input type="radio"/>
CSUF PD	<input type="radio"/>	<input type="radio"/>	<input type="radio"/>	<input type="radio"/>	<input type="radio"/>

8. In general, the police take time to listen to people.

	Strongly agree	Somewhat agree	Neither agree nor disagree	Somewhat disagree	Strongly disagree
U.S. police in general	<input type="radio"/>	<input type="radio"/>	<input type="radio"/>	<input type="radio"/>	<input type="radio"/>
Police in Southern California	<input type="radio"/>	<input type="radio"/>	<input type="radio"/>	<input type="radio"/>	<input type="radio"/>
Police in my neighborhood	<input type="radio"/>	<input type="radio"/>	<input type="radio"/>	<input type="radio"/>	<input type="radio"/>
CSUF PD	<input type="radio"/>	<input type="radio"/>	<input type="radio"/>	<input type="radio"/>	<input type="radio"/>

9. In general, the police explain their decisions to people they deal with.

	Strongly agree		Somewhat agree	Neither agree nor disagree	Somewhat disagree	Strongly disagree
U.S. police in general	<input type="radio"/>	<input type="radio"/>	<input type="radio"/>	<input type="radio"/>	<input type="radio"/>	<input type="radio"/>
Police in Southern California	<input type="radio"/>	<input type="radio"/>	<input type="radio"/>	<input type="radio"/>	<input type="radio"/>	<input type="radio"/>
Police in my neighborhood	<input type="radio"/>	<input type="radio"/>	<input type="radio"/>	<input type="radio"/>	<input type="radio"/>	<input type="radio"/>
CSUF PD	<input type="radio"/>	<input type="radio"/>	<input type="radio"/>	<input type="radio"/>	<input type="radio"/>	<input type="radio"/>

10. In general, the police are doing a good job being transparent (sharing information of public concern) with the people in their jurisdiction.

	Strongly agree	Somewhat agree	Neither agree nor disagree	Somewhat disagree	Strongly disagree
U.S. police in general	<input type="radio"/>	<input type="radio"/>	<input type="radio"/>	<input type="radio"/>	<input type="radio"/>
Police in Southern California	<input type="radio"/>	<input type="radio"/>	<input type="radio"/>	<input type="radio"/>	<input type="radio"/>
Police in my neighborhood	<input type="radio"/>	<input type="radio"/>	<input type="radio"/>	<input type="radio"/>	<input type="radio"/>
CSUF PD	<input type="radio"/>	<input type="radio"/>	<input type="radio"/>	<input type="radio"/>	<input type="radio"/>

11. In general, the police use the right amount of force for each situation.

	Strongly agree	Somewhat agree	Neither agree nor disagree	Somewhat disagree	Strongly disagree

U.S. police in general	<input type="radio"/>	<input type="radio"/>	<input type="radio"/>	<input type="radio"/>	<input type="radio"/>
Police in Southern California	<input type="radio"/>	<input type="radio"/>	<input type="radio"/>	<input type="radio"/>	<input type="radio"/>
Police in my neighborhood	<input type="radio"/>	<input type="radio"/>	<input type="radio"/>	<input type="radio"/>	<input type="radio"/>
CSUF PD	<input type="radio"/>	<input type="radio"/>	<input type="radio"/>	<input type="radio"/>	<input type="radio"/>

12. In general, the police are held accountable for their actions.

	Strongly agree	Somewhat agree	Neither agree nor disagree	Somewhat disagree	Strongly disagree
U.S. police in general	<input type="radio"/>	<input type="radio"/>	<input type="radio"/>	<input type="radio"/>	<input type="radio"/>
Police in Southern California	<input type="radio"/>	<input type="radio"/>	<input type="radio"/>	<input type="radio"/>	<input type="radio"/>
Police in my neighborhood	<input type="radio"/>	<input type="radio"/>	<input type="radio"/>	<input type="radio"/>	<input type="radio"/>
CSUF PD	<input type="radio"/>	<input type="radio"/>	<input type="radio"/>	<input type="radio"/>	<input type="radio"/>

13. In general, the police are honest.

	Strongly agree	Somewhat agree	Neither agree nor disagree	Somewhat disagree	Strongly disagree
U.S. police in general	<input type="radio"/>	<input type="radio"/>	<input type="radio"/>	<input type="radio"/>	<input type="radio"/>
Police in Southern California	<input type="radio"/>	<input type="radio"/>	<input type="radio"/>	<input type="radio"/>	<input type="radio"/>
Police in my neighborhood	<input type="radio"/>	<input type="radio"/>	<input type="radio"/>	<input type="radio"/>	<input type="radio"/>
CSUF PD	<input type="radio"/>	<input type="radio"/>	<input type="radio"/>	<input type="radio"/>	<input type="radio"/>

14. I am likely to provide information to the police to help them find a suspected criminal.

	Strongly agree	Somewhat agree	Neither agree nor disagree	Somewhat disagree	Strongly disagree
U.S. police in general	<input type="radio"/>	<input type="radio"/>	<input type="radio"/>	<input type="radio"/>	<input type="radio"/>
Police in Southern California	<input type="radio"/>	<input type="radio"/>	<input type="radio"/>	<input type="radio"/>	<input type="radio"/>
Police in my neighborhood	<input type="radio"/>	<input type="radio"/>	<input type="radio"/>	<input type="radio"/>	<input type="radio"/>
CSUF PD	<input type="radio"/>	<input type="radio"/>	<input type="radio"/>	<input type="radio"/>	<input type="radio"/>

15. I generally feel comfortable speaking to a uniformed police officer.

	Strongly agree	Somewhat agree	Neither agree nor disagree	Somewhat disagree	Strongly disagree
U.S. police in general	<input type="radio"/>	<input type="radio"/>	<input type="radio"/>	<input type="radio"/>	<input type="radio"/>
Police in Southern California	<input type="radio"/>	<input type="radio"/>	<input type="radio"/>	<input type="radio"/>	<input type="radio"/>
Police in my neighborhood	<input type="radio"/>	<input type="radio"/>	<input type="radio"/>	<input type="radio"/>	<input type="radio"/>
CSUF PD	<input type="radio"/>	<input type="radio"/>	<input type="radio"/>	<input type="radio"/>	<input type="radio"/>

16. How many police officers do you think engage in corrupt behavior? (act in a morally questionable way to benefit officer; e.g. take bribes, lie on police reports, steal suspects' money/drugs)

	Most	Some	Few	Almost none	None
U.S. police in general	<input type="radio"/>	<input type="radio"/>	<input type="radio"/>	<input type="radio"/>	<input type="radio"/>
Police in Southern California	<input type="radio"/>	<input type="radio"/>	<input type="radio"/>	<input type="radio"/>	<input type="radio"/>
Police in my neighborhood	<input type="radio"/>	<input type="radio"/>	<input type="radio"/>	<input type="radio"/>	<input type="radio"/>
CSUF PD	<input type="radio"/>	<input type="radio"/>	<input type="radio"/>	<input type="radio"/>	<input type="radio"/>

17. How many police officers do you think abuse their power? (Actions that intentionally injure human dignity to accomplish a police goal; e.g. intimidation, false arrest, unwarranted surveillance/stops/searches...)

	Most	Some	Few	Almost none	None
U.S. police in general	<input type="radio"/>	<input type="radio"/>	<input type="radio"/>	<input type="radio"/>	<input type="radio"/>
Police in Southern California	<input type="radio"/>	<input type="radio"/>	<input type="radio"/>	<input type="radio"/>	<input type="radio"/>
Police in my neighborhood	<input type="radio"/>	<input type="radio"/>	<input type="radio"/>	<input type="radio"/>	<input type="radio"/>
CSUF PD	<input type="radio"/>	<input type="radio"/>	<input type="radio"/>	<input type="radio"/>	<input type="radio"/>

18. How many police officers do you think engage in biased policing against minorities?

	Most	Some	Few	Almost none	None
U.S. police in general	<input type="radio"/>	<input type="radio"/>	<input type="radio"/>	<input type="radio"/>	<input type="radio"/>
Police in Southern California	<input type="radio"/>	<input type="radio"/>	<input type="radio"/>	<input type="radio"/>	<input type="radio"/>



Police in my neighborhood	<input type="radio"/>	<input type="radio"/>	<input type="radio"/>	<input type="radio"/>	<input type="radio"/>
CSUF PD	<input type="radio"/>	<input type="radio"/>	<input type="radio"/>	<input type="radio"/>	<input type="radio"/>

19. Overall, my opinion of the police.

	Very Positive	Somewhat positive	Neither positive nor negative	Somewhat negative	Very Negative
U.S. police in general	<input type="radio"/>	<input type="radio"/>	<input type="radio"/>	<input type="radio"/>	<input type="radio"/>
Police in Southern California	<input type="radio"/>	<input type="radio"/>	<input type="radio"/>	<input type="radio"/>	<input type="radio"/>
Police in my neighborhood	<input type="radio"/>	<input type="radio"/>	<input type="radio"/>	<input type="radio"/>	<input type="radio"/>
CSUF PD	<input type="radio"/>	<input type="radio"/>	<input type="radio"/>	<input type="radio"/>	<input type="radio"/>

20. I generally feel safe walking around at night.

	Strongly agree	Somewhat agree)	Neither agree nor disagree	Somewhat disagree	Strongly disagree
In my neighborhood	<input type="radio"/>	<input type="radio"/>	<input type="radio"/>	<input type="radio"/>	<input type="radio"/>
Around CSUF campus	<input type="radio"/>	<input type="radio"/>	<input type="radio"/>	<input type="radio"/>	<input type="radio"/>

**Expectations of Police**

*How important is each of the following duties/activities for a police/sheriff's department to perform?*

21. Responding to active shooter situations

	Highly Important	Important	Somewhat Important	Minimally Important	Not Important
Police in my neighborhood	<input type="radio"/>	<input type="radio"/>	<input type="radio"/>	<input type="radio"/>	<input type="radio"/>
CSUF PD	<input type="radio"/>	<input type="radio"/>	<input type="radio"/>	<input type="radio"/>	<input type="radio"/>

22. Investigating crimes

	Highly Important	Important	Somewhat Important	Minimally Important	Not Important
Police in my neighborhood	<input type="radio"/>	<input type="radio"/>	<input type="radio"/>	<input type="radio"/>	<input type="radio"/>
CSUF PD	<input type="radio"/>	<input type="radio"/>	<input type="radio"/>	<input type="radio"/>	<input type="radio"/>

23. Enforcing drug and alcohol laws

	Highly Important	Important	Somewhat Important	Minimally Important	Not Important
Police in my neighborhood	<input type="radio"/>	<input type="radio"/>	<input type="radio"/>	<input type="radio"/>	<input type="radio"/>
CSUF PD	<input type="radio"/>	<input type="radio"/>	<input type="radio"/>	<input type="radio"/>	<input type="radio"/>

24. Enforcing traffic laws

	Highly Important	Important	Somewhat Important	Minimally Important	Not Important
Police in my neighborhood	<input type="radio"/>	<input type="radio"/>	<input type="radio"/>	<input type="radio"/>	<input type="radio"/>
CSUF PD	<input type="radio"/>	<input type="radio"/>	<input type="radio"/>	<input type="radio"/>	<input type="radio"/>

25. Enforcing municipal (city) codes or campus ordinances (e.g. no smoking, skating/biking in specific areas, curfew, etc.)

	Highly Important	Important	Somewhat Important	Minimally Important	Not Important
Police in my neighborhood	<input type="radio"/>	<input type="radio"/>	<input type="radio"/>	<input type="radio"/>	<input type="radio"/>
CSUF PD	<input type="radio"/>	<input type="radio"/>	<input type="radio"/>	<input type="radio"/>	<input type="radio"/>

26. Enforcing public health regulations (e.g. COVID-19 mandates)

	Highly Important	Important	Somewhat Important	Minimally Important	Not Important
Police in my neighborhood	<input type="radio"/>	<input type="radio"/>	<input type="radio"/>	<input type="radio"/>	<input type="radio"/>
CSUF PD	<input type="radio"/>	<input type="radio"/>	<input type="radio"/>	<input type="radio"/>	<input type="radio"/>

27. Ensuring safety of community

	Highly Important	Important	Somewhat Important	Minimally Important	Not Important
Police in my neighborhood	<input type="radio"/>	<input type="radio"/>	<input type="radio"/>	<input type="radio"/>	<input type="radio"/>
CSUF PD	<input type="radio"/>	<input type="radio"/>	<input type="radio"/>	<input type="radio"/>	<input type="radio"/>

28. Maintaining a constant visible presence to deter crime

	Highly Important	Important	Somewhat Important	Minimally Important	Not Important
Police in my neighborhood	<input type="radio"/>	<input type="radio"/>	<input type="radio"/>	<input type="radio"/>	<input type="radio"/>
CSUF PD	<input type="radio"/>	<input type="radio"/>	<input type="radio"/>	<input type="radio"/>	<input type="radio"/>

29. Providing support for large events (e.g. sporting, social, or political events)

	Highly Important	Important	Somewhat Important	Minimally Important	Not Important
Police in my neighborhood	<input type="radio"/>	<input type="radio"/>	<input type="radio"/>	<input type="radio"/>	<input type="radio"/>
CSUF PD	<input type="radio"/>	<input type="radio"/>	<input type="radio"/>	<input type="radio"/>	<input type="radio"/>

30. Responding to mental health crisis calls for service (threat of harm to others)

	Highly Important	Important	Somewhat Important	Minimally Important	Not Important
Police in my neighborhood	<input type="radio"/>	<input type="radio"/>	<input type="radio"/>	<input type="radio"/>	<input type="radio"/>
CSUF PD	<input type="radio"/>	<input type="radio"/>	<input type="radio"/>	<input type="radio"/>	<input type="radio"/>

31. Responding to calls for service that involve potentially suicidal persons (self-harm threat only)

	Highly Important	Important	Somewhat Important	Minimally Important	Not Important
Police in my neighborhood	<input type="radio"/>	<input type="radio"/>	<input type="radio"/>	<input type="radio"/>	<input type="radio"/>
CSUF PD	<input type="radio"/>	<input type="radio"/>	<input type="radio"/>	<input type="radio"/>	<input type="radio"/>

32. Assisting individuals in need with non-emergency issues (e.g. directions, advice, ...)

	Highly Important	Important	Somewhat Important	Minimally Important	Not Important
Police in my neighborhood	<input type="radio"/>	<input type="radio"/>	<input type="radio"/>	<input type="radio"/>	<input type="radio"/>
CSUF PD	<input type="radio"/>	<input type="radio"/>	<input type="radio"/>	<input type="radio"/>	<input type="radio"/>

33. Providing educational programs (e.g. self-defense classes, citizens' academy, etc.)

	Highly Important	Important	Somewhat Important	Minimally Important	Not Important
Police in my neighborhood	<input type="radio"/>	<input type="radio"/>	<input type="radio"/>	<input type="radio"/>	<input type="radio"/>
CSUF PD	<input type="radio"/>	<input type="radio"/>	<input type="radio"/>	<input type="radio"/>	<input type="radio"/>

34. Hosting outreach events such as coffee with a cop

	Highly Important	Important	Somewhat Important	Minimally Important	Not Important
Police in my neighborhood	<input type="radio"/>	<input type="radio"/>	<input type="radio"/>	<input type="radio"/>	<input type="radio"/>
CSUF PD	<input type="radio"/>	<input type="radio"/>	<input type="radio"/>	<input type="radio"/>	<input type="radio"/>

35. Providing safety escorts

	Highly Important	Important	Somewhat Important	Minimally Important	Not Important
Police in my neighborhood	<input type="radio"/>	<input type="radio"/>	<input type="radio"/>	<input type="radio"/>	<input type="radio"/>
CSUF PD	<input type="radio"/>	<input type="radio"/>	<input type="radio"/>	<input type="radio"/>	<input type="radio"/>

36. Informing community of crime trends

	Highly Important	Important	Somewhat Important	Minimally Important	Not Important
Police in my neighborhood	<input type="radio"/>	<input type="radio"/>	<input type="radio"/>	<input type="radio"/>	<input type="radio"/>
CSUF PD	<input type="radio"/>	<input type="radio"/>	<input type="radio"/>	<input type="radio"/>	<input type="radio"/>

37. Maintaining a social media presence to communicate with community members

	Highly Important	Important	Somewhat Important	Minimally Important	Not Important
Police in my neighborhood	<input type="radio"/>	<input type="radio"/>	<input type="radio"/>	<input type="radio"/>	<input type="radio"/>
CSUF PD	<input type="radio"/>	<input type="radio"/>	<input type="radio"/>	<input type="radio"/>	<input type="radio"/>

38. Having sworn (armed) law enforcement officers

	Highly Important	Important	Somewhat Important	Minimally Important	Not Important
In my neighborhood	<input type="radio"/>	<input type="radio"/>	<input type="radio"/>	<input type="radio"/>	<input type="radio"/>
At CSUF	<input type="radio"/>	<input type="radio"/>	<input type="radio"/>	<input type="radio"/>	<input type="radio"/>

**Personal Experience with Police**

*Please tell us a little about your experience/s with police.*

39. Do you have any friends or family members who are/were law enforcement officers?

- a. Yes
- b. No

40. Do you currently, or have you previously, worked in law enforcement?

- a. Yes
- b. No

41. During your lifetime, approximately how many times have you had contact with a police officer?  
(Do not include interactions with family/friends who are/were law enforcement officers or your own current/previous experience working in law enforcement)
- 0, I have not had contact with a police officer
  - 1 - 3 times
  - 4 - 9 times
  - 10 or more times

**[SKIP TO Q43 IF Q41 = 1]**

42. Under what circumstances have you had contact with an officer during your lifetime? (check all that apply)
- I was the victim of a crime/filed a report
  - I was a witness to a crime/other incident
  - I was involved in a traffic accident/had a disabled vehicle
  - I spoke with an officer during casual conversation or a community event.
  - I was pulled over for traffic enforcement (potential traffic violation, checkpoint)
  - I was stopped/questioned by an officer while going about my day (for something other than traffic)
  - I was contacted and questioned/interviewed by an officer about my potential involvement in a crime
  - I was arrested by an officer.
  - I participated in a citizen's academy, self-defense class, or other voluntary program.
  - During a natural disaster (e.g. wildfire evacuation, earthquake, etc.)
  - The only contact I have ever had with an officer was by telephone, not in person
  - Other

43. Thinking of the officers you have had contact with, which agency or agencies did they work for?  
(check all that apply)
- CSUF PD
  - The police/sheriff's department that patrols my neighborhood
  - Another law enforcement department (not CSUF UPD nor my neighborhood police/sheriff)

44. How would you describe your encounter/s with police from your local department ...?
- Positive
  - Mostly positive (if more than one encounter)
  - Neutral (encounter/s was neither positive nor negative)
  - Mixed (encounters were equally positive and negative)
  - Mostly negative (if more than one encounter)
  - Negative

**[SKIP TO Q59 IF Q41 = 1]**

*For the next set of questions please indicate whether an officer has ever ...*

Select

- **“Yes”** if you had the experience mentioned,
- **“No”** if you had an encounter in which an officer could have done the thing being asked about but did not,
- **“I’m Not sure”** if you do not recall if you had an encounter that may qualify,
- **“Not Applicable”** if you have not had an encounter that would qualify,
- **“Decline to answer”** if you do not wish to answer the question.

	Yes	No	I’m not sure	Not Applicable	Decline to answer
45. Treated you with dignity/respect	<input type="radio"/>	<input type="radio"/>	<input type="radio"/>	<input type="radio"/>	<input type="radio"/>
46. Provided you with helpful resources, assistance, or advice	<input type="radio"/>	<input type="radio"/>	<input type="radio"/>	<input type="radio"/>	<input type="radio"/>
47. Explained to you the reasons for their actions	<input type="radio"/>	<input type="radio"/>	<input type="radio"/>	<input type="radio"/>	<input type="radio"/>
48. Listened to you/asked for your perspective	<input type="radio"/>	<input type="radio"/>	<input type="radio"/>	<input type="radio"/>	<input type="radio"/>
49. Been disrespectful to you	<input type="radio"/>	<input type="radio"/>	<input type="radio"/>	<input type="radio"/>	<input type="radio"/>
50. Yelled expletives (profanities) at you	<input type="radio"/>	<input type="radio"/>	<input type="radio"/>	<input type="radio"/>	<input type="radio"/>
51. Stopped you for no apparent reason	<input type="radio"/>	<input type="radio"/>	<input type="radio"/>	<input type="radio"/>	<input type="radio"/>
52. Given you a verbal warning instead of issuing you a ticket or arresting you	<input type="radio"/>	<input type="radio"/>	<input type="radio"/>	<input type="radio"/>	<input type="radio"/>
53. Told you that you “fit the description” (of a suspicious/wanted person)	<input type="radio"/>	<input type="radio"/>	<input type="radio"/>	<input type="radio"/>	<input type="radio"/>
54. Asked you if you are on probation/parole or have ever been arrested	<input type="radio"/>	<input type="radio"/>	<input type="radio"/>	<input type="radio"/>	<input type="radio"/>
55. Asked you to exit the vehicle you were travelling in during a routine traffic stop	<input type="radio"/>	<input type="radio"/>	<input type="radio"/>	<input type="radio"/>	<input type="radio"/>
56. Asked you to consent to a search of your body, belongings, or car during a routine stop	<input type="radio"/>	<input type="radio"/>	<input type="radio"/>	<input type="radio"/>	<input type="radio"/>
57. Pointed a gun at you	<input type="radio"/>	<input type="radio"/>	<input type="radio"/>	<input type="radio"/>	<input type="radio"/>
58. Used excessive force against you requiring medical attention	<input type="radio"/>	<input type="radio"/>	<input type="radio"/>	<input type="radio"/>	<input type="radio"/>

For questions 49-51, 53-58 above that they answered yes to ...

- 1) Which agency (check all that apply)
  - a) CSUF PD
  - b) Police in my neighborhood
  - c) Other law enforcement agency
- 2) Do you feel the officer’s actions were justified/reasonable?
  - a) Yes
  - b) Most were justified/reasonable (if it happened more than one time)

- c) Sometimes (if it happened more than one time)
- d) Most were not justified/reasonable (if it happened more than one time)
- e) No
- f) I don't know/I don't remember

### **Perceptions about Police Reform**

59. How would you rate your support for current police reform efforts?
- a. Strongly support, much reform is needed
  - b. Somewhat support, some reform is needed
  - c. Neutral, I'm not sure if reform is needed or not
  - d. Somewhat oppose, I do not think reform is needed
  - e. Strongly oppose, reform is not needed
60. Here are some things that have been proposed to reduce deadly force encounters with police. Which of these do you favor or oppose and how strongly (1 = strongly oppose to 5 = strongly support)?
- a. Reduce police budgets in order to increase funding to social services
  - b. Hire more officers from diverse backgrounds
  - c. More extensive de-escalation training for police officers
  - d. Outfit all police officers with body worn cameras
  - e. Implement an early warning system to identify problematic officers (tracks complaints and use of force incidents)
  - f. Ban the use of no-knock warrants
  - g. Narrow the application of qualified immunity (legal defense which protects officers from being sued in civil court)
  - h. Decertify officers for misconduct (decertify means a person can no longer work as a sworn peace officer in CA)
  - i. Require agencies to report names of fired officers to a national database
  - j. Require police officers to carry personal liability insurance (similar to doctors)
  - k. Dis-arm the police
61. In addition to completing a basic police academy, should police officers be required to earn a college degree?
- a. Yes, an associate's degree (2 years of college)
  - b. Yes, a bachelor's degree (4 years of college)
  - c. No, a high school diploma is sufficient to do the job of police officer
62. How would you classify the job of police officer?
- a. Upper-class job
  - b. Upper middle-class job
  - c. Middle-class job
  - d. Working-class job



63. How would you describe the messages your parents taught you about police when you were a child?
- Positive messages – For example: Police are good, they are the helpers, look for them if you are in trouble/lost
  - Neutral messages – For example: Police are okay
  - Mixed messages – For example: Some officers can be trusted and are good, others are not, be careful around or think carefully before calling the police
  - Negative messages – For example: Police are bad, they can't be trusted, don't talk to them
  - Not applicable -- My parents didn't tell me anything
64. Laws are made to be broken.
- Strongly agree to strongly disagree
65. Do you think the deaths of Black Americans during encounters with police in recent years are ...?
- Isolated incidents
  - Signs of a broader problem
  - Both – They are isolated incidents that indicate a broader problem
  - Neither
66. Is it possible to be anti-racist and still support police/the institution of policing?
- Yes
  - No
  - I'm not sure
67. I would describe my support for the social justice movement as...
- Scale from highly supportive to not at all supportive

### **Demographic Questions**

These last questions are for classification purposes only. Responses will not be used to identify individual respondents. All information will be aggregated for analysis purposes.

68. I primarily identify myself as a
- Student
  - Staff
  - Faculty
  - Administrator
69. College affiliation?
- Drop down menu

70. What is your current age?

- a. 17-24
- b. 25-34
- c. 35-44
- d. 45-54
- e. 55+

71. What is your gender?

- a. Agender
- b. Genderqueer or Genderfluid
- c. Non-Binary
- d. Man
- e. Transgender
- f. Woman
- g. Specify (in addition to or not listed above)
- h. Prefer not to disclose

72. What is your race/ethnicity?

- a. African-American/Black
- b. Asian/Asian American
- c. Hawaiian/Pacific Islander
- d. Hispanic or Latinx
- e. Native American/American Indian/Alaskan Native
- f. Middle Eastern/Arab American
- g. White/European American
- h. Not listed above
- i. Prefer not to disclose

73. What was your family's estimated household income in 2019?

- d. Have Laura complete choices based on her expertise <\$25,750

74. How would you describe the amount of \_\_\_\_\_ in your neighborhood?

	Very High	High	Medium	Low	Very low/ Non-existent	I don't know
Violent crime	<input type="radio"/>	<input type="radio"/>	<input type="radio"/>	<input type="radio"/>	<input type="radio"/>	<input type="radio"/>
Property crime	<input type="radio"/>	<input type="radio"/>	<input type="radio"/>	<input type="radio"/>	<input type="radio"/>	<input type="radio"/>
Physical disorder (e.g. trash, vandalism, homelessness...)	<input type="radio"/>	<input type="radio"/>	<input type="radio"/>	<input type="radio"/>	<input type="radio"/>	<input type="radio"/>
Gang activity	<input type="radio"/>	<input type="radio"/>	<input type="radio"/>	<input type="radio"/>	<input type="radio"/>	<input type="radio"/>

75. Do you have any additional comments, questions, or recommendations for CSUF PD?

76. Would you be willing to be contacted by a researcher at a later date to discuss your past experiences with law enforcement in a focus group or interview?

- a. Yes → ask for contact information
- b. No → Thank you for your time and end survey page

**Survey completion note:** Thank you for your time and opinions. If you would like to talk with someone further about this survey or topic, please contact the appropriate person/office below

- Researcher, UPD, ASI, CAPS,

## Appendix B

Table 6 shows the total CSUF population (including students, faculty, and staff) by gender compared to the study sample. As shown, women made up a larger proportion of the survey sample than they did the population. For this reason, each woman in the data file was given a weight of less than one. Men, on the other hand, comprised a smaller share of the CSUF population than the survey sample, and were thus given a weight greater than one.

**Table 6. Population and Survey Sample Totals by Gender**

Gender	Population Count	Population %	Sample Count	Sample %	Weight
Woman	26,334	58.23%	930	66.86%	0.87
Man	18,848	41.68%	414	29.76%	1.40
Other genders	40	0.09%	47	3.38%	0.03
<b>Total</b>	<b>45,222</b>	<b>100.00%</b>	<b>1,391</b>	<b>100.00%</b>	<b>--</b>

Table 7 displays the total CSUF population compared to the study sample by college. Those colleges that were underrepresented in the survey sample will have a weight greater than one, while those that were overrepresented will have a weight less than one.

**Table 7. Population and Survey Sample Totals by College**

College	Population Count	Population %	Sample Count	Sample %	Weight
CBE	9,234	20.42%	121	8.38%	2.44
Arts	2,998	6.63%	58	4.02%	1.65
Communications	3,379	7.47%	72	4.99%	1.50
Education	1,143	2.53%	59	4.09%	0.62
ECS	4,767	10.54%	59	4.09%	2.58
HHD	7,414	16.39%	154	10.66%	1.54
HSS	9,321	20.61%	434	30.06%	0.69
NSM	3,161	6.99%	81	5.61%	1.25
No affiliation <sup>4</sup>	3,805	8.41%	406	28.12%	0.30
<b>Total</b>	<b>45,222</b>	<b>100.00%</b>	<b>1,444</b>	<b>100.00%</b>	<b>--</b>

---

<sup>4</sup> Staff were classified under the “no affiliation” category regardless of their reported college affiliation.

## Appendix C

*"Please remove the Blue Lives Matter sticker from the police cars. Please wear masks. I know not everyone agrees or some may even feel like they're seen as less "cool" or "authoritative" with one, but it makes students like myself feel safe knowing that you are doing your part and setting an example."*

*"Blue Lives Matter"*

*"Don't defund the police!"*

*"I support the police. Good police officers are VERY important to communities."*

*"They are doing a good job, especially during these difficult times and that too keeping in mind the diverse background of student population on campus."*

*"Thank you for protecting our university and community."*

*"CSUF PD: Keep doing the great job you're are doing now!"*

*"Remember that you are here to protect and serve the students and staff and not your own egos!"*

*"We need to defund and abolish the police at every level. Military included, as well as JROTC programs in high schools and colleges."*

*"I think police should be given the proper tools to do the dangerous job that they were enrolled to do. By crippling their ability to be effective against dangerous criminals just gives criminals more power. However, problematic officers should be addressed, and agencies that do not uphold the Constitutional rights of people should be reformed. A good review of the data should provide insight in how well officers and agencies are performing. Ignoring data or crimes for the sake of social justice just makes our streets more dangerous."*

*"Defund the police budget. Don't hire anymore police."*

*"Armed officers on constant lookout on campus would be great."*

*"I have not interacted with, nor encountered CSUF PD during my time on campus."*

*"...CSUF police I think would make everyone feel safer if they weren't armed, listened to concerns better (such as reducing their funding so it can go to other programs that actually help people), and were just there to help when people need to be escorted at night or when a real crime occurs."*

*"Listen to the community."*

*"Thank you for all you do and for keeping our campus a safe environment to be in."*

*"Thank you for your unwavering service on the security of the CSUF Community."*

*"As I took this survey I reflected and realized that I am quite split on how I feel about law enforcement. Growing up I was taught to be afraid of the police and avoid them at all costs because I would get myself into problems. One of my parents is an immigrant and always feared the police so we did not learn better than to fear them too. I feel that we need to reform the police force instead of defunding them. I want people to feel safe and confident when calling the police and not fear for their lives. Overall, I want people to come together but in order to do that, we must revise the police force. Teach them that it is not*

*about the power they hold, their priority should be to protect and serve. Not only say it but actually perform their duty. Thank you."*

*"Unable to comment about the police in my neighborhood because I just moved here."*

*"I currently work at CSUF PD and have also worked at 3 other Orange County police departments. The CSUF police are the most caring and compassionate group I have worked with to date and truly care about the students and keeping the campus community and surrounding areas safe. I wish every student and faculty member could have a sit down talk with our officers and realize they are wonderful people and are here to protect them."*

*"I have only had positive encounters with the CSUF PD. Thank you!"*

*"I am very impressed with the CSUF PD--very personable, professional. They take the time to talk to folks on campus and have been very helpful."*

*"I believe that most police officers in the US are honest people with good intentions that want to help others, but I also think that there are some officers who are not fit to be police officers. I appreciate CSUF PD's efforts to keep the campus safe and keep the community informed."*

*"...I opened this survey just so I could tell you all that your social media presence is tone deaf and sometimes offensive. Recently, you tweeted about an officer's retirement. I don't understand how you all didn't think "Hmm, maybe we should get a photo of this officer WITHOUT an assault rifle. Maybe our students, who are mostly underrepresented minorities, would like that better. Do better."*

*"Thank you for your duty and caring for our school."*

*"We can support PD's and work towards social justice, equity, and cultural cohesion. We need to increase open discussions about the hierarchy of problems that cities, states, and regions face. Very doable."*

*"Being a cop is very hard task, and the police are considered as the mainstay of any government. When the law enforcement does not exist or is corrupted, the government will collapse."*

*"Make sure students feel safe. Do not treat other students better based on the color of their skin. Minorities are already mistrusting of police, make sure you are our safe place at school."*

*"Continue to work as hard as you do. If the US had officers like CSUF PD I would trust them a lot more."*

*"I haven't been able to go onto campus since I transferred in fall 2020, but I just want to say keep up the good work, I've seen the stuff you post on your Insta. Campus security is very important to me, especially since I tend to walk alone to my car when I have night classes."*

*"I have some indirect contact experience with CSUF PD. 1) before all classes go online, I have night class, and saw uniformed people patrol around the campus. But might be better if they pair up. And I am guessing that is a CSUF PD, coz it was night time I did not see clearly. But the person was in uniform and with flashlight. Check every door clearly and notice there are students leaving the campus. It was the end of the class and most of the students are leaving to home. 2) Once with a couple of PD are checking a group of people. When I saw them, I simply detour and pass them a little away (like 30 feet). Not sure what those people violated, but the PD looks patient and did their job politely."*

*"Don't harass people."*

*"Yeah tell the President and the VP they need to pay officers more. The pay at CSUF PD is pathetic! If you want to hold Police to high standard you should pay them to maintain that high standard. The CSUF is trash when it comes to paying employees. The only ones that get raises are the MPP's and up. CSUF doesn't care about safety, they care about wasting money on useless things instead of paying their employees. CSUF PD is a gem and they are awesome. Several officers are leaving and have left due to the low pay. They [are the] Police the second largest university in the state and yet they make 20-30% less than the biggest one. The Biggest one has 90 Officers and the CSUF PD has only 19 Officers. Also VP Kim rather spend money on everything other than cameras or safety."*

*"Overall, very happy with them."*

*"When we are done with COVID, it is important for us to see officers walking around campus and not simply sitting in their patrol vehicles on campus or in parking lots. This will help make them more approachable and accessible to the campus community."*

*"CSUF PD has always seemed to care about the students and others involved with the school. I tend to think of them as being more focused on school safety than local PDs. I would trust CSUF PD much more than local PD in an active shooter situation for sure. I appreciate the CSUF PD being actively visible on campus 24/7."*

*"Certain parts of the campus are unsafe at night but CSUF PD is always available to escort. Thank you."*

*"I don't value law enforcement and believe the resources would be better distributed to non-violent programs that do preventative, community support work."*

*"I personally have only had very positive experiences with the local law enforcement as well as the law enforcement at the other parts of the country. I have always found the police to be polite, helpful, kind, and protective. Having said that, I absolutely believe there is a disparity on how African Americans have been treated in their encounters with the law enforcement for decades; especially with the law enforcement in other parts of our country. There has to be a change and the change needs to start with their training/education."*

*"Really enjoyed the coffee with our cops every month! Felt this was a great way to engage with our community campus police. Also suggest that they have more of a presence on campus on foot. Seems like the past years, I've only seen them drive in their cars and it's rare to see them walking campus. It would also be nice if there is anything to be concerned about - we could have them stop in on the floors of a building and inform us of things to be on the lookout for."*

*"I have been very impressed with the CSUF PD. I do think we should offer more self-defense programs and personal safety classes for faculty and staff as well as students, but I don't know if that is necessarily part of their job. I think we all could use more support in de-escalation techniques. In general I love the idea of mental health professionals accompanying police officers with their duties, I realize it would be quite an adjustment and would take time to get the right balance for this approach to work. I do think it would benefit the officers to have the support and witness of mental health professionals, but I would also want someone who can protect the public when someone is violently acting out, as well being there to protect the mental health professional."*

*"It seems that the CSUF PD could benefit from an officer devoted to social services and referrals, because we get many instances of unstable, unhoused individuals who create disturbances in our office. Sometimes the people we encounter there, and in the building, elevators, etc., simply need an urgent referral to mental health or addiction services. The city of Brea has a program in place, with at least one officer."*

*"I think arming the police are important. Most are good people who try to protect our community. Those with violent or racist attitudes should be weeded out. Overall, those who have issues may need retraining or to be let go. In my life, police have helped me when I was robbed at gunpoint by some thugs and have been a source of trust."*

*"I think you all are doing and always have done a terrific job."*

*"CSUF PD should work to improve their LGBTQ understanding and support for these communities."*

*"Most people haven't had good experiences with police, go into any situation with that mindset. They don't trust you so do your job how you're supposed to, leaving feelings aside. You're law enforcers so don't make it personal/have bias of any kind."*

*"It is my opinion that law enforcement is a positive role. They put their lives on the line daily and are underappreciated for what they give. However, it is that fine line of being helpful to others while self-protecting themselves from harmful situations that may arise without warning. The police are always going to be on edge as a result and will have to try to control situations in any means necessary to ensure they remain safe as well as protecting those around the situation. I would not know how to teach someone in a high stress situation to find a softer approach to resolve an escalation. In my opinion once that temperature goes up, it very rarely comes down without damage."*

*"Thank you for being attentive to community policing improvements. Most laws are made and should be abided by for the safety of our communities. Police officers have one of the most challenging jobs in the US. Like many public entities, police agencies around the country need better overall resources - human capital, space/facilities, programing, training, and general funding, etc.) in order to protect and serve the communities they choose to work in."*

*"Keep up the great work - You are appreciated."*

*"Act right, be open to students/visitors. Be welcoming and provide assistance. The negative stigma is because you are patrolling but as long as someone can approach you randomly will increase likeliness. Don't just talk to "Suspicious people" or speak to people based on "look." Eyes and ears open, but still treat people right."*

*"Police should require 4-yr degree from accredited institution."*

*"We need the police."*

*"They are "teaching" the students as much as the faculty are. They have a special burden to "police" traditionally, as well as build community of a much more defined group. Some ways that is easier; others, more challenging than city or regional PD."*

*"I would be interested in working with or for CSUF PD. It is something that really interests me."*



*"Be part of the community but not just showing up at events but actively trying to gain support and not just wanting support but giving it too."*

*"Do not listen to some of these survey answers as most of these questions seem to be replicated from social media, and display biases. These biases and questions come from an anti-policing standpoint."*

*"I am proud of CSUF PD. For the many years I have worked at campus, PD has always been supportive and accommodating. It would be tragic to loss them."*

*"Immerse yourselves in the Titan community. Get to know community members, especially students. Allow them to see you as Titans and additional support, not just enforcers."*

*"Thank you for this survey. It helps the campus community feel heard."*

*"Interact with students of color for fun. Attend events, bring your families to diversity events."*

*"I think maybe posting a retirement picture on Twitter with an officer posing with an assault rifle was more than a little unnecessary and tone-deaf, especially in our current political climate."*

*<https://twitter.com/csufpd/status/1359525228863344641?s=21>*

*"More activity on campus. The campus does not feel safe."*

*"Be more present for night classes and around the parking lots please."*

*"Law enforcement cannot be selective. SoCal police ignored serious crimes during the melee of the summer 2020 and ignored law enforcement. They permitted looting and theft in their presence. The protestors were also spreading deadly Corona virus with their illegal gatherings. These actions did not remedy what happened to George Floyd. Such visible neglect of responsibilities to which they were sworn in caused other violent eruptions in Portland and Seattle. All of this culminated in the outrageous actions in the Capitol. When you ignore some laws to appease some community or political party, different laws will be broken elsewhere. California police do not help round up ILLEGAL immigrants. How can they then enforce traffic laws? The problem lies mostly with politicians but Police Unions can and should take stronger stands to uphold the law as it is written. The politicians can legislate all crimes carried out by Blacks and illegal aliens do not matter. Only then, the police should ignore such crimes. Skin color has nothing to do with law. We have come a long way from the days of slavery. We shall never condone certain crimes and prosecute others."*

*"Perhaps notify or inform students about the available services and events provided."*

*"CSUF police officers have always been respectful and helpful."*

*"Keep doing what you do best, and thanks for what you do! BACK THE BADGE!!!!!!!!!!!!!!"*

*"Thank you for the tough work you all do!"*

*"CSUF PD should take a hard look at what their goal is for their career. Do they want to just ticket people to meet their quota or do they want to keep people safe? When I was a freshman I was crossing the street in front of CSUF near College Park and was ticketed \$200 for stepping on the curb a second after the crossing hand ran out of time. There was a police officer parked on that corner who handed out 5 tickets to me and 4 other people crossing the street at all the same time. I'm sure he would have handed out more if he could have. These police officers need to think about whether they want to spend their life*

*ticketing people who are already paying enough in school expenses and adding more stress to their lives, or whether their goal is to keep the community and the school safe. I would understand if someone had threatened the school or ran across the street on a red light or if someone started a fight or anything like that, but not for crossing the street at the same time as a group of probably 50 people but just because we were at the back of the pack we all got \$200 tickets the first week of school."*

*"Don't be stupid."*

*"As a faculty member, I contacted CSUF PD out of concern that someone on campus was having a mental health crisis that involved abusive speech towards students and any others walking about campus. The department and those dispatched handled the situation in accordance with the law, with concern for the well-being of all involved, and efficiently."*

*"I think fostering positive relationships with students is important, so that police appear approachable, and students realize they are humans with tough days also."*

*"Thank you for your service!"*

*"CSUF PD should make more of an effort than police in the community to engage with the public and use optics to combat notions of intimidation that are present in communities of color and low income communities. One example is to appear less militaristic (e.g. stop wearing tactical vests)."*

*"Please be more transparent about your services. For example, I recall there being an option to call for dispatch. It would be great if on somewhere (e.g., CSUF website) you can detail what exactly dispatch can help with. I had a lot of trouble trying to contact someone to help out my friend go to her car because she was feeling ill, but not ill enough for an expensive trip to the hospital. A CSUF PD Officer recommended I call dispatch if a similar situation occurs in the future. Although this was recommended, from the various conversations I had in my attempt to find someone that can help, it appears that such service is not something that CSUF explicitly provides. If it is not, it should definitely be added."*

*"Great job! Keep doing what you're doing."*

*"...The problem with policing is a societal problem that cannot be solved simply by moving money to more social services. The problem is that we think police = safety. That's the problem. The presence of police do not automatically create "safe" communities (in the same way that the presence of a doctor doesn't automatically create "healthy" communities). We need a whole-of-government approach to addressing safety in our communities - one that is grounded in respect for every human being in the community (regardless of identity politics). You won't solve the problems of "perceptions of law enforcement" until our society solves the problems of structural racism and white supremacy. My grandfather was a Chief of Police, I respect and honor all police officers for sacrificing their lives to help communities. However, even my grandfather (who was also a decorated military officer prior to entering the police force and becoming a detective and then eventually Chief) would say that there is something wrong with our society - and that's impacting ALL of the public sectors that deal with issues such as safety and health. I think that CSUF police officers are always respectful. But my interactions with law enforcement in southern California (even when I called as a victim of crime) were so bad that I will never call 911 if I am experiencing an emergency. I call my neighbors whom I trust to protect me. The police officers I've called have yelled at me, blamed me for being a victim of crime, laughed at me and accused me of wrong-doing without any cause or evidence. They have asked me to present "evidence" of*

*citizenship (even when I questioned whether they had the authority to do so) and called me derogatory names. They also refused to file a report and scared me from ever wanting to call law enforcement in the future."*

*"Keep up the good work!"*

*"Fight for people and against any harmful actions that would take any life away!"*

*"You are at a university, ensure you uphold the supreme law of the land. (US Constitution and the Amendment Rights)."*

*"Learn the history of police and where the institution stems from, slave catchers. I think it is important to recognize the system has been built from a racist foundation."*

*"Upholding these institutions that uphold white supremacy shouldn't be up for debate. The police should be defunded and abolished all together. Dismantle it."*

*"CSUF PD is doing a fantastic job and there are many people who appreciate our officers. They risk their lives every day to keep the community safe."*

*"Intentional social justice training for all police - mandatory and regular training for Student Affairs professionals to help police in how to interact with students."*

*"If CSUF PD officers were behaving on a racist manner, I think we would all have heard about it long ago. I trust CSUF PD more than Fullerton PD. Excessive use of force and overuse of no-knock warrants is a national problem but is not really a racial issue. Before any reforms are made, it is crucial to consider the foreseeable consequences, including the unintended ones."*

*"Hire diverse (Latinx and African American) police officers. Institute diversity and the equivalent of customer service training."*

*"I hope that everyone apart of CSUF PD treats students and staff members with respect and dignity. Everyone has a story that needs to be heard whether CSUF PD believes it is wrong. An incident can occur & I hate when individuals are treated like they aren't a human being anymore."*

*"Thank you for your service!"*

*"I appreciate the effort to find better strategies to make students, staff, and faculty feel heard, safe and supported."*

*"Transparency is key. I appreciate the timely warning announcements by CSUF PD. Speaking for my community, the biggest disappointment with US policing in general is protecting the very small number of bad officers, thereby allowing misconduct to continue."*

*"Overall doing a great job. Need to focus more on campus activities and community base policing. University Cops, need to stay on campus and patrol the campus. We don't need them over in Placentia/Fullerton area doing street cops work."*

*"I have had multiple family members who were in law enforcement. They literally laugh about how they abuse their power and harm innocent individuals. They have the tacit support of other LEOs."*

*"I think the CSUF PD do a great job and have always been helpful to me."*

*"...I heavily support the men and women of law enforcement and find the general anti police attitudes of my fellow faculty members disturbing and disappointing."*

*"Ignore the hysterical demands of biased, irrational activists. CSUF police are a generally courteous and responsive group of professionals. There is no need to self-scrutinize or subject yourself to misguided reforms and politicized training programs foisted upon you by self-perpetuating bureaucrats. Just keep everybody safe on campus."*

*"CSUF PD needs to pay more competitive salaries and require a 4-year college degree. CSU should consider unifying the CSU campus police departments to have more cost-effective administration and training. Operate each campus as a semi-autonomous operating unit akin to CHP's system."*

*"As a faculty member hired in fall of 2019, I have not had any negative interactions on campus with campus police nor have I heard of any negative interactions with campus police from my students. I understand that the 2020 year and the events associated with that particular year have rightfully created a space for meaningful dialogue to occur between the agencies that serve the public and the individuals that they serve. CSUF is fortunately comprised of a very diverse student body and I appreciate the initiative of the campus police to seek out concerns and comments of the CSUF family. I personally believe that the "defund the police" movement is misguided and does not (1) address the underlying needs of the community and (2) negatively impacts important community agencies. I perceive it to be a similar tactic as reducing funding for education, which is always a step backward."*

*"Skateboarding is not a crime."*

*"I appreciate the police. They are vital. I appreciate how difficult that job must be, and at the same time it is vital that they stay firmly on the side of the law. The community and the police have to be on the same side."*

*"Different uniform."*

*"I think you all do a great job at community involvement and student interactions. I have no complaints."*

*"I think it's good to have a campus police force. We definitely don't need them on every corner around campus watching us constantly, but it's good to know we have people nearby should something happen."*

*"I strongly support de-escalation and weapon use of force as complete and total last resort. I also encourage civil interaction training with officers--how to be considerate and polite."*

*"I have not had many negative interactions with them. As a student, I often used their escort services. Only one time did they take a long time to come to the point where I ended up walking across campus because that was safer than waiting in a parking structure by myself."*

*"Cops are human and are bound to make mistakes at time. 95% of them try their best with every encounter they make. When recorded by a bystanders, the escalation isn't noted. Black Lives Matter and ANTIFA are the real threats of America."*

*"Issuing a traffic ticket on campus was ridiculous!"*

*“As someone with multiple minority identities, who has seen the unwarranted violence that the police have inflicted upon my communities, I am fearful of the police. I have had poor interactions with them in the past, and so have my friends. The only person I know who has had a positive one was rich and white, so that really demonstrates the problem for me. The plethora of stories I have heard of police completely ignoring certain peoples' stories about the crimes they were the victims of or using excessive force on my friends or people with the same identities as me is terrifying. I don't want to be attacked by the people who are supposed to protect us. I want to support the police, but looking at the reality of modern policing and the policies put in place, it would be against my morals to do so. I cannot support an organization that cares more about upholding the status quo than taking care of its citizens. If I knew that police were trained in mental health and the behaviors of those in crises, de-escalation in tense situations without the use of weapons or violence, and active listening policies when victims are reporting their experiences, and there were intensive vetting processes that excluded people with histories of racism or domestic violence, they had access to resources to combat PTSD and other mental illnesses, and true accountability for murder, excessive force, and corruption, I would change my tune. Until then, I will continue to educate myself on my rights so that I don't get taken advantage of or abused by the police. I really hope that major reforms occur so that I feel safe calling 911 in case of emergencies because, honestly, at this point, I don't think I would unless someone was literally dying in front of me and I would still ask that they don't send police officers.”*

*“A note on body cameras: It's one thing to require officers to wear them, but it's another to enforce officers to keep cameras on, or to dependably use footage that would lead to punishment for any officer wrong doing caught on camera. I've been in situations where citizens asked why officer's body cameras were not on, and asked them to turn on their cameras, and they did not respond or declined.”*  
*Additionally, while I think cameras would encourage accountability, I feel disappointed and jaded by how many instances there are of police who have been filmed with body cameras or personal cameras and still are not penalized for their crimes. A note on social services and/or intervention for people threatening self-harm: While I agree that intervention, prevention, and de-escalation are important to reducing suicide and self-harm, I don't agree that police entities should be the first responders. I feel this duty should be taken care of by community care workers, social workers, or others specifically trained to respond to emergent self-harm crises.”*

*“Admissions & Records service counter areas receive a lot of students, parents, and various persons. Some students and parents show up to complain or get very frustrated in situations where maybe their application was denied or protesting a grade or graduation deferral. It would be helpful if an officer would be present in those areas on a regular basis in case a de-escalation is needed. Even an officer in casual polo shirt attire would be helpful as the service counter area can get overwhelmed with complaints and rudeness from the public. Thank you!”*

*“I agree that we need some official response to many of these things (suicide intervention, etc.) but I don't think we need armed officers and expensive cruisers to deal with them. I would defund the heavily armed stuff and invest much more in CSOs or trained social workers. We need the skateboard rules enforced; it doesn't need to be armed officers.”*

*“It's important to be transparent with budget, allocations, department values and philosophy, as well as CSUF PD purpose. I have found communications from CSUF PD to be mostly thoughtful and timely. Our*

*university can lead the way in working together with our CAPS office and Student Affairs to educate students on resources and ways to address community safety.”*

*“While taking this survey, I was thinking of ways I think the police on campus could have a better reputation. At my last institution, we did a lot of activities like coffee with a cop and donuts with cops, etc. But the thing that made the most impact is that our UPD officers would be present at our events and programs. Not necessarily in uniform all the time either. We knew them by their names and they made it a point to be friendly at events. Sometimes they would coordinate to have a table set up ahead of the event or after in case students wanted to ask questions or get to know them. We even had a mini-station in housing which caused them to be more visible on-campus. It humanized them for us to know they had wives and kids or that they played sports when they were in high school or college, etc. I know this means more work on their part but I believe it would be more than worth it. I've heard stories of how back in the day, police officers could only work in the neighborhoods they lived in. I think this was due to how the neighborhood recognized them as neighbors and not just police. There was a level of trust there. In the same fashion, Fullerton PD could be more present on campus in a way that is more open and welcoming. It's similar to the way students are excited to see the police dogs. That could be them one day.”*

*“Thank you!”*

*“My interactions with higher ranking officers in CSUF PD have always, 100% of the time been positive. Any negative interactions I have had, or been told about by others, is always with patrol or lower-ranking officers.”*

*“Recognize that many African Americans are literally terrified of police. We experience anxiety with any interaction, regardless of the situation or circumstance. We respond in fear because we genuinely are afraid we might be severely hurt or killed. It doesn't matter if you are one of the good ones. We don't know that.”*

*“I currently live on campus and have NEVER seen a police officer WEARING A MASK. This is absolutely inexcusable and disgusting. If you want society to respect you, and view you as someone to be trustworthy and good, WEAR A MASK. I have encountered MULTIPLE officers on campus, all of which gave me a dirty look, WITHOUT a mask on. I will say, I am happy with the information provided to those on campus and on social media from the CSUF PD, I appreciate being up to date in a non-degrading way. The PD from my hometown would post pictures of criminals handcuffed with their drugs and guns, and that was so degrading, so thank you for not doing that. Just please wear a mask and I will respect you! It is not that hard and you are literally trying to not be mass hated right? So wear a mask. Okay, thank you.”*

*“I know CSUF PD is working very hard to be transparent and have community engagement. They are doing a good job”.*

*“Go out of your way with coffee with a cop to make a good impression and show the humanity in police.”*

*“It is comfortable seeing the physical presence from the CSUF PD. Knowing that they are there to help the students or anyone.”*

*“Don't be racist.”*

*"Thank you so much for your service!!"*

*"I worked in Housing for years and had many encounters with CSUF PD. I consider them friends, who are fair and tend to address situations with a student-centered approach. Thanks for all you do."*

*"Thanks for your service and the opportunity to offer our feedback!"*

*"Need to train officers not to unholster weapons as frequently as they do. They need to have a mindset that they are there to protect and serve the community first and unfortunately that could lead to physical harm to them. They need to have a policy similar to the military in that you don't fire until fired upon."*

*"Thank you for asking. My neighborhood has been decently safe and my encounters with police officers have been neutral. Although they are as friendly or helpful as the police officers from where I am from, in my close to 10 times encounters with the police officers, most of them have been at least courteous as expected."*

*"My encounters have been fine, and I do not buy into the Marxist propaganda that is being shoved down everyone's throats. Making everything about race is racist. This is a tactic of indoctrination of victimhood and socialism. I think it is disgusting that anyone even gives sway to doing away with the police dept. I am horrified that these Marxist governors are releasing pedophiles and worse. This country is going down the drain because of the losers in high places. Everyone should be treated with respect. Everyone should have the same opportunities, and I thought that having a black president showed that this country turned a corner. There is a lot of mental illness, and there are people who have no moral compass. Antifa ARE Fascists, and it is outrageous that these leftist cities did nothing to stop the violence. This country is not all stupid, we know what was going on, and it is disgusting that people were hurt, businesses were destroyed, and for what? It is sickening! We are living in a sick and twisted society, and Twilight Zone comes to mind."*

*"Another reform strategy I support (but not in the survey) is the establishment of a special prosecutor to investigate allegations of police misconduct, to reduce the conflict of interest."*

*"I appreciate the CSUF PD. I have worked at CSUF for many years and feel safe knowing we have our own PD to respond. I have used them many times to assist with disruptive, violent people at our front counter, I was on lock down during the 12/12/12 incident and felt safe knowing UPD was taking charge. I've witnessed UPD respond to a suicidal student, with success! I would not feel safe defunding the UPD, or disarming them. That makes no sense. I value police services and realize there are some bad cops, bad administration, and bad government. Cleaning it up comes from the top. Accountability is key."*

*"Hire full-time unarmed social service officers to respond to mental health crises."*

*"Good job."*

*"Increase funding for police officers to receive the tools they need to help the community. Without proper funding/education/direction and leadership, there is just so much police officers can do for the community."*

*"Work without the assistance of community police officers as much as possible."*

*"I would appreciate learning more about work to engage with community organizations."*

*"Police reform in America is essential, there are far too many racist incidents occurring"*

*"Please greet citizens with good morning or good afternoon to not seem intimidating. Also, learn to be more empathetic to your community. Talk in a more open tone."*

*"CSUF PD has always done a wonderful job. I highly respect their role and I feel safe having them on campus to protect us."*

*"CSUF PD does a good job keeping the campus safe."*

*"CSUF PD are excellent officers."*

*"Thank you for all that you do."*

*"Though I might not have had negative experiences myself, my perspective is influenced by my dad, who has been profiled and harassed countless times throughout his life."*

*"Keep up the great work."*

*"CSUF PD has always been fair dealing with me in traffic stops related to expired stickers or dealing with rowdy crowds I've seen."*

*"My personal experience on campus during the pandemic is that when I call UPD for non-emergency situations, it sometimes takes up to 40 minutes for a response and it's usually a CSO casually strolling over. Thankfully I haven't had to call for an emergency, but it makes me doubtful that I would be protected when I really need it. I understand that there are other factors including staffing, and I have expressed my concerns, but I still don't have a lot of faith that there would be immediate assistance if needed."*

*"Thank you for your service!"*

*"Please have police officers go through more education, to understand social issues, make them accountable for other human lives like doctors do."*

*"Police are unnecessary in most situations, and in my experience, tend to cause more harm than good. They've been especially harmful to others in instances where mental health and physical harm are the primary reason they were called out."*

*"It's always nice to see CSUF officer's wave when passing in their vehicles."*

*"The pay for the police officers and dispatchers is way below the normal pay for other OC police departments. There is no step increases for dispatchers. You stay at the same pay as your hire date."*

*"I believe that funding towards law enforcement can be re-prioritized into education, healthcare, mental health services, and other community programs. I don't think that "defunding the police" is a practical option. Instead, police forces can be transformed, reformed, and police officers can be retrained. I would also like to say that CSUF PD has been helpful to me in the past. They really go out of their way to help students and want them to succeed."*



*"Though my personal experiences with CSUF PD is not negative, I have heard students' testimonies about their negative encounters. This is second hand information and not witnessed or my own lived experiences. I would like to see more diversity among the CSUF PD team."*

*"They are doing a great job in keeping us safe, keep up the good work!"*

*"Thank you for your service."*

*"More presence at night and in parking garages would be helpful for night students."*

*"Focus more on other high impact safety issues, but do not focus on issuing traffic tickets to students or others."*

*"I hope you are different."*

*"I find my neighborhood police department to be highly dismissive and somewhat hostile. I hesitate to call them even when it may be in my best interest. This is dangerous and I wish it were not so."*

*"All sides need to come together for peace and understanding. Everyone needs to join in on this effort to make it a reality. Sending peace, love, and blessings to all our men/women in blue."*

*"I support this work you are doing during this difficult time. Thank you for doing this work."*

*"Keep up the good communication, transparency, and will to listen to the community! Having community events (coffee w/ cops) also does help make police less intimidating and more integrated with the community. Thank you!"*

*"I'm a respectful, not-ugly, white girl who lives in Irvine. I'm not the demographic that is going to have issues with police."*

*"I have had wonderful experiences with CSUF PD. One incident in particular stands out. A number of years ago I had a suicidal student in my office and the officer who came to assist me in getting the student transported to the hospital was wonderful! He was understanding, kind, and very helpful to the student and to me."*

*"Conduct plain-clothes outreach and response as much as possible, keeping in mind one aspect of the uniform is intentionally designed to be intimidating."*

*"I just wanted to say thank you, CSUF PD, for protecting us and creating a safe community for us."*

*"I have the utmost respect for CSUF officers as well as all other officers, they have a tough job to do and not a lot of support I believe because of the misinformation from our media. Our campus is wide open if someone decided they wanted to create a problem but I believe the CSUF police would do an awesome job protecting all of us and that makes me feel very comfortable and safe."*

*"We should go back and refer to police officers as 'Peace Officers'."*

*"I strongly support abolishing CSUF PD."*

*"Thank you for keeping our campus safe!"*

*"Keep up the good work you all do... Thank you for your service and duty."*

*"Thank you for the opportunity to participate. Keep up the good work!"*

*"I have always had positive encounters with the CSUF PD and I greatly appreciated the self-defense training! More students and faculty should know about it and take the training."*

*"I appreciate and support the police."*

*"Be more transparent with student body and conduct more meetings/face to face interactive sessions to take suggestions and tips from student/teacher body."*

*"CSUF PD are doing a wonderful job at keeping the faculty and students safe at both the CSUF main campus and the Irvine Campus. I felt safe when we all were attending the campus."*

*"Keep escorting people safely when needed, please."*

*"I would try to improve police communication and delegation of jobs. Having been stopped for entering a crosswalk 2 seconds after it started and informed by an officer on the other side that I had broken the law, as I should have waited until the next cross sign went. This to me is a waste of police and my time, there are far more important roles police officers have to fulfill than ludicrous attempts of power exertion. You should be able to have a conversation with an officer without feeling intimidated and/or spoken down to."*

*"I respect the difficult work that they do on a regular basis. They must make quick judgement calls under heavy pressure to ensure everyone's safety, and may be publicly vilified on the basis of perception rather than the full facts of each case. I appreciate their daily effort to keep the campus a positive and safe learning environment."*

*"I would just say honestly the CSUF PD have done a great job and in my experience have done great things. I do not think CSUF PD should be the target of any negative resentment. As of now, my knowledge is they have always protected the campus, done their best to outreach with members on campus, and are a great example of model police department."*

*"Keep up the great work - I have much respect for a person who puts their lives in danger on a daily basis!!!"*

*"I think that the CSUF PD are generally fine. I haven't had any personal encounters with them, however my general opinion of cops is negative... I think CSUF PD is necessary, I think they are there to help people. I don't necessarily trust them, but that's because I don't trust cops. So, I guess to sum up my views, the cops at CSUF are needed for reasons like school shootings, or violence, burglary, assault, etc... But I just don't have a good view of them."*

*"Abolish."*

*"As a campus community we need to evaluate the budget of the CSUF PD, and re-allocate our resources."*

*"CSUF PD does a great job and I have no complaints with them, other than being timelier when notifying the campus of a crime that's taken place."*

*"I'm new to CSUF and have been working virtually. I haven't had any experience or interactions with campus police."*

*"The experiences I've had with the CSUF PD have been positive. Thank you for your service."*

*"I appreciate CSUF PD taking the time to get a broad understanding about how people feel about the police. I especially appreciated the question about being a supporter of police officers as well as a supporter of the social justice movement. At my core, I believe police are a good thing to have in our society, but there are aspects of the police force that are deeply disturbing and unjust particularly to people of color."*

*"I am disappointed and disheartened by the Instagram post made on January 9th which says Thank You but has the Blue Lives Matter flag in the background. There is no such thing as a Blue Life because no person is the color blue. This explanation comes from this website <https://www.landmarkschool.org/landmark360/black-lives-matter-and-blue-lives-matter-explained> 'Similar to All Lives Matter, Blue Lives Matter is often used in contrast or as an argument to Black Lives Matter. The Black Lives Matter movement is not saying that the lives of police officers (or firefighters) are not as important as Black citizens. The goal is equality. Police officer's lives matter and Black lives matter. Police departments provide valuable and often dangerous services to our communities and in our country. Black Lives Matter is not anti-police, but police reform is a significant element in the movement, including discussion on how police departments are funded and how we spend money on policing and community support. There is an understandable level of tension between Black Lives Matter protesters and Blue Lives Matter/Back the Blue supporters as many of the protests were sparked by the death or injury of a Black person in a police-involved shooting.' In addition to that the person running their Instagram chose to turn off the comments which is interesting because if you take a strong stand then you need to be willing to deal with the comments. Also the MLK post that was done on January 18th was done in poor taste and it feels as though the CSUF PD is using a historical figure to police Black people and tell them how to protest instead of addressing the issues which lead to unrest and like the other post I mentioned; the comments were turned off. History.com states in this article <https://www.history.com/news/for-martin-luther-king-jr-nonviolent-protest-never-meant-wait-and-see> 'For King had never meant nonviolent protest to mean 'wait and see.' In fact, he made very clear tha-*

*"Just want to say thank you for doing research and trying to improve your service to our campus community."*

*"Yes. The problem with the police is much broader, and you cannot reform a system like this. It must be abolished. Police officers do not belong on campus and it does not make anyone at least not any person of color feel any safer."*

*"I think it is so important for CSUF PD to treat everyone as human beings regardless of their skin color. Do not assume as people who assume often are incorrect."*

*"I think you are all doing a great job and I appreciate your work in outreach with the campus community."*

*"Host seminars on constitutional rights, legal vs illegal searches/orders. Help educate their campus on what proper policing is and how it's done."*

*"If they can make more of an effort to ride around campus in late afternoons."*

*"Policing in itself is based on terrorizing people of color. To understand the history and its social impact is important for every encounter you have with a person. Most encounters I have had with CSUF PD have been for others and one case for myself. Addressing people outside of uniform can be important for non-violent situations. Things like mental health crisis and check-ins, self-defense classes, and housing is better handled by those trained in social services not police."*

*"I believe the CSUF PD does a great job breaking down stigmas about policing and community involvement. I acknowledge and appreciate events such as Coffee with a Cop, presence at large scale events like Friendship Games and enforcing traffic laws at high risk intersections on campus. We see you trying and your efforts don't go un-noticed, but please be aware for some groups and individuals it takes both a series of positive interactions, education and a culture of reform to change any biases they may have towards your profession. I think the culture and interactions are there. But I suggest to focus more on education and critical dialogue with these communities."*

*"The police are great and I appreciate all that CSUF PD do for us as students and keeping our campus safe."*

*"My experiences are over several decades and across geographic regions having moved from the East Coast. My family also contains multi-racial members and members who live in vastly different areas of SoCal (Athens area of LA, Orange County) as well as family still on the East Coast. My answers vary greatly based on area."*

*"Please be prompt and transparent."*

*"More collaborative efforts with social workers."*

*"Thank you for this survey. My experiences at CSUF and the efforts by our PD are the only reasons I have had more positive and increasingly positive feelings towards the police. I grew up in a neighborhood and family where trust of the police was extremely low and police presence was conflated with immigration presence (fear of deportation drove a lot of my family's feelings against police). Overall, I appreciate the CSUF PD's efforts to be introspective about change. I appreciate you all and this work."*

*"Thank you for all you do. Keep up the good work. You are appreciated."*

*"Thank you for all you do and protect."*

*"Defunding the police is not the answer. Education in schools and for police is key. Other countries require law enforcement to go police academies for years and not 6 months. My opinion is an AA in Criminal justice should be required for new officers or 2 years of academy if they are younger than 25. Years of explorers programs can be partially counted for credit or experience at other agencies with a clean record will suffice. My opinion not necessarily attainable."*

*"I appreciate the regular alerts and coffee and donuts events the CSUF police host along with the campus escorts. I was disappointed that there was not an assurance of police presence during the Milo Yannopolus event ahead of time so that students and faculty would not have to miss class in order for a speaker to come to campus. I also would like to hear an update on the man who was arrested for the murder. I don't recall any information going out on the alert that was helpful that day or indicated the severity of the crime which had occurred."*

*"Abolish campus police -- they are not needed and do more harm than good."*

*"Overall, my opinions and experiences with CSUF PD have been positive. Response time is always a concern, working on that is my only recommendation."*

*"I think it is important to have police and I support the police a lot because I believe they do help more often than not. And I think that it's important for people not to punish every officer for the actions of the few. Now that being said, I don't justify the things happening across the country and as a minority I've had issues with the police multiple times. But things never escalated much beyond maybe arguments. I think the police need some reform and more extensive training but I also think that common people need more opportunities to meet and become comfortable with the police as well as become more educated when it comes to crime and police in order to lose the fear and conflict between us. And the most important thing is to respect everyone, regardless of one's own beliefs, you don't need to like everyone but you should respect everyone. And that applies to everyday civilians and to the police and law enforcement."*

*"Please do not cut any funding to police. Add additional social services, do not hurt a vital profession that is struggling with lack of funding and staffing. Doing so would only make things worse. Adding social services is a great solution. Cutting police dollars and staff makes me feel angry and unsafe."*

*"Feeling safe as a student, staff, or teacher is important. Police presence is necessary, particularly with the rise of mental illness (both students and external folks) contributing to an increase in violence on campus and threats. For peaceful protests on various issues, having police there for crowd control is understandable. But, it's also important to have conversations, bring awareness to issues, and know that each party is not a threat to having real dialogue."*

*"Going back to the question of the education piece should be for a Police officer-- I am unfamiliar with the complete training of police officers as they go through written test and physical training. But, putting officers in areas they are unfamiliar with is a huge part of gaining perspective. Also, Incorporation of sociology type courses/training and physical training consistently being needed throughout their career is a huge plus."*

*"Thank you for all that you do!"*

*"My encounters with campus policy (key issuance/ locked doors, student mental health issues) were all positive. I feel unsafe on campus at night. I teach often until 9:45pm and I am always scared to walk to my car and I know my female students are as well (We are in Mihaylo Hall)."*

*"I like that you all are attempting to revise your approach to policing. I hope it extends to the high school outreach programs as well. I've found quite a few students have been recruited to policing at an impressionable age and have a deeply entrenched "Us vs. Them" mentality between officers and civilians."*

*"Thanks for doing your part!"*

*"A system built from racist intentions is not sustainable."*

*"Be transparent with the public and treat every member of the public with empathy."*

*"Thank you for your selfless service to all without bias."*

*"Hire Black police. They only have a Black police dog."*

*"CSUF PD has no business in enforcing outdated alcohol / drug laws. The same goes with any form of theft."*

*"There is so much work that needs to be done. This is definitely a small step in the right direction. As a faculty member, I would like to see more resources going towards support services for the students and community to make them feel safe."*

*"End officer patrols. Place the police under direct control of ASI and CFA. Institute mandatory community policing training for everyone. Staff the police with mental health professionals. Create/bolster task forces specifically to investigate cases of gender-based violence and hate crimes."*

*"Disarm, defund, and disband."*

*"Keep up the great work. You all do and know that you're supported even though it seems to not be a popular thing to do at the moment. You should be supported more by the leadership at this university. You do an incredibly dangerous and difficult job just to make sure we're all safe. So thank you!"*

*"There are a lot of statistics already compiled on arrests, shootings, etc. Public perception and individual opinions have limited value for reform. It's a very dangerous job, and unfortunately, it's needed because people have a propensity to harm others. See crime statistics (murder rates, etc.) compiled by gov't agencies."*

*"In my experience, they respond quickly and professionally, treat those with whom they come in contact with respect and dignity."*

*"CSUF needs a way to control violent situations whether that's with the police or another way. Police on campuses feel like they are there mostly to make money on parking tickets and the few bad situations we have had on campus were not deescalated by police to my knowledge. Police on campus, and in general, should not be armed with means for lethal force. There are non-lethal ways to subdue situations without killing anyone."*

*"My encounters with CSUF PD have been mostly positive. I think it is important for campus police to be involved in campus events that allow them to interact often with our diverse student body in a non-authoritarian manner. This will help students see them as individuals, members of our community. I believe most people become police officers because they want to help the community but a significant number become defensive and cynical about the public, since so many of their interactions involve hostile people."*

*"I never see CSUF PD patrolling the parking structures at night. I literally bolt to my car because I am scared."*

*"It would be greatly appreciated if there could be more police presence on campus, specifically all parking lots, at the end of all night classes around 9:45 p.m."*

*"Stronger positive presence and reach-out. Work to change perception of typical college student/social justice warriors, humanize yourself. People against police don't see police as humans, they only see police officers."*

*"You have a very hard job and I support you."*

*"Keep up the good work!"*

*"Keep up the good work. My students love coffee with a cop. They would like more safety escorts and more cameras around campus for safety."*

*"Yeah. Stop fighting the drug war. Your only job is to protect life and property. Anything less than that and you are just another NPC of the state, carrying out the desired actions they give you. It is extremely evil and immoral to throw someone in a cage for involvement in drugs. If your response is 'sorry I'm just doing my job' yes exactly, that's the problem. Go read some history and stop doing your job, its evil."*

*"Really try to understand where people are coming from and communicate to the best of your ability. If something is wrong (legally or morally) tell somebody why, because knowing why sticks with somebody and decreases the likelihood of them taking the same action."*

*"Listening to our campus community is great but in my experience, the CSUF PD isn't listening to understand our lived experiences but rather listening to respond to deny my experience. Stop trying to say that "this doesn't happen at CSUF PD" because it does. There are so many stories about how CSUF PD have racially profiled student, staff, and faculty on campus. If you're going to do this then do it right and accept someone else's reality and not try to push your reality back on to us."*

*"we need reform now"*

*"Not to "De-Fund" but to increase Mental Health resources, training and staff so that Police officers can do their job and use their skills more efficiently and with the support needed."*

*"More training for how to de-escalate situations and more training for dealing with people with mental health issues. Talking to them as a human being and explaining the situation is very helpful. If you must use physical force, then explain what you will be doing if they do not comply."*

*"I like that the department has decided to be introspective and ensure they are using proper policing tactics. I am also thankful for the department's service to the students and faculty of CSUF by keeping the campus and its attendees safe."*

*"To fix the problem is not to defund but to fund, if the PD had proper funding there would be less issues."*

*"The vast majority of police officers in this country are good people and are there to help, unfortunately the majority of the general public is misinformed of what police actually do and for what reasons."*

*"The position of police chief requires empathy and knowledge of human behavior over anything. Not a person who is interested in the status of the job."*

*"I have never had any personal contact with them yet, but from the emails we have received about the services they are doing it seems as though they are doing a good job in keeping everyone safe."*

*"Rename K-9 Glock."*

*"I have been employed on campus for many years. There are WAY more campus police officers now than ever before and they seem to be armed much more than ever before. WAY more officers; much more heavily equipped. There are very few people on campus at any one given time and the people here do not*

*seem to be as criminally -oriented as the average person who does not seek higher education. Which begs me to ask the question...why is this the case?"*

*"How policing is reformed should be handled by experts in the field and not by how people feel about it. Since I am not an expert in the field, that limits the usefulness of my opinion."*

*"My only poor experience was with an officer who stopped me for speeding when all traffic was 10+ mph faster than me—he was a training officer and was very rude. I am concerned about reported police brutality reported recently—deaths of George Floyd, Breanna Taylor, and pushing an old man to the group causing skull fracture with bleeding from his ear."*

*"They did much better than other police."*

*"Keep up the great work!"*

*"I love how supportive CSUF PD is to students and faculty."*

*"I appreciate the fact that you are looking into your policies and your policing of our campus."*

*"Support the police. Every profession, including university staff and Ph.D.s, have their bad apples. Let the facts and not CRT agendas dictate changes to police training and actions."*

*"Require training to handle situations involving people with disabilities."*

*"To understand that not everyone feels safe in police presence and because this is the case, to make an effort to not make people feel more intimidated by you but rather to let us know you are here to help and for our safety and benefit."*

*"To not racially profiled students of color and call out their colleagues from the Fullerton or Placentia PD for being racist."*

*"Keep up the good work, I believe that if people only listened to you that 99% of the police encounters would not happen. I was taught to respect officers and if you do then they will respect you back. I was also taught that they also have a family and they wish to go home to them every night, so be kind to them and do what they ask. If you are not doing anything wrong, then you have nothing to worry about! It's that simple."*

*"I think the police are expected to do too much in society. I think they should be demilitarized and more funds should go to social services to lighten the workload on police officers. I think they should have extensive training and education on social and mental health services so they can be better equipped to help in the community. I also think they should have mandatory mental health services like therapy and PTSD treatment."*

*"I have contacted CSUF PD for car assistance in the past, but my experience with them has never been for a crime. I have always been treated with respect. However, I have never really seen CSUF PD on campus as a presence or completing any form of duty. I do wonder if I would be treated differently if I looked different."*

*"Probably had contact with a police officer more than 3 times, 4-9."*



*“Disarming the police would be ridiculous. What would they do if there is a shooter or someone with a firearm coming a crime.”*

*“I think that they are doing the best they can. Maybe getting a higher level of education should be required or take courses in ethics and diversity.”*

*“I think part of the police budget should be allocated for a psychologist to specifically work for the CSUF PD with the sole purpose to evaluate both the officers and people who were arrested by or held by UPD and to regularly evaluate both the general experiences of those brought in and the trends of the officers. In this way officers who may or may not have experienced trauma on or off the job can catch them regularly and hopefully be directed to an off-site psychologist so that they can provide them with mental health support. Additionally, by evaluating those brought in (a simple 7 question Likert Scale would suffice) UPD can not only quantify the types of reasons but also review what methods are most effective (ideally those with the least amount of injury to those brought in).”*

*“Stop worrying about parking tickets and start worrying about people who randomly come into the school and try to kidnap women. All officers that work in schools worry about is just making more money for the school by giving out unnecessary tickets rather than actually doing their job and patrolling around making sure people are safe.”*

*“...Police officers have a high rate of domestic abuse, which was my personal experience. When I asked other officers for help, they declined and chose to protect the abuser because the abuser was a cop. This was the case with his friends as well as with officers from the local department who didn't even know him. This isn't just about abuse of power at work. It's about abusing everyone they come in contact with and closing ranks for the sake of closing ranks. This behavior is not in the best interests of the public. If you aren't going to act in the best interests of the public in all cases, then you should not be paid by the public and should have not authority. The questions about police explaining themselves is bogus. Police officers explain the same situation differently for different people and apply the law as best suits them. What a rakish way to frame this conduct in order to skirt the truth and context.”*

*“When we go back in person, more police and student activities to get to know the police on campus and their resources.”*

*“CSU gets what they pay for, if they want to hire the best and brightest for our community, they must incentivize as such.”*

*“I really like CSUF PD. They've always treated me with respect.”*

*“I appreciate the transparency of the CSUF PD. I follow their social media accounts and I consider the practices of the CSUF PD to be a good example of effective policing.”*

*“I would suggest the CSUF community to be more supportive of and respectful for CSUF PD. They are protecting this community on daily basis.”*

*“Be more approachable. Get out of your cars. Have a conversation.”*

*“Keep up the good work. Thank you for being here for us.”*

*“Keep doing what you're doing! Although being involved in policing may feel like a reward less job, a whole lot of people have your backs and are grateful for police!”*

*"The CSUF PD treats me better than the police where I live."*

*"ACAB"*

*"This was a difficult survey to take because my general opinion of police officers is negative. However, CSUF PD's presence on campus has always made me feel safe. I've never had a bad encounter with them, which was a new experience for me to have with police officers. I think police officers have very important jobs that require a lot of training and mental strength. I do not think CSUF PD should be defunded. More training would be my suggested route, as well as creating more ways to hold police officers accountable for their actions."*

*"The CSUF PD is the only reason I felt safe during my night classes at CSUF. I was able to be walked to my class to my car without worrying about people following me or being kidnapped. There are a lot of sad incidents on other campuses such as rape and being drugged and I didn't have to worry about leaving my class at 9:45 because an officer was able to walk me to where I needed to go."*

*"Wear cameras, and follow through complaints and make justice action against the complaint."*

*"Whenever I call because I forgot my keys to my office, they will immediately come to open the door for me with smiles."*

*"I believe there is a better option than the current policing system, especially for addressing non-criminal behaviors such as homelessness, drug addiction, or psychological distress. I've found reporting crime to be a more or less useless endeavor for the victim. Gender is also essential & missing in this analysis - my experiences come from the backdrop of growing up with the Freeway Killer (afraid to stop) and around police systems that were extremely misogynistic & heterosexist up to and including sexual misconduct, harassment, and excusing domestic violence along with the more subtle toxic cults of manhood."*

*"I have a lot of respect for the CSUF PD staff and officers. I appreciate the timely warnings and communication and response times."*

*"I think the issues are complex and multi-faceted. Some of the issues that have arisen are broader than the police themselves in that we expect police officers to do everything and some of the expectations are in conflict with each other. If we add additional sources of conflict to the mix, then it is a wonder that social unrest isn't worse. Defund the police is a simplistic response to a broader question of what do we want the police to do and who is the best entity to handle those issues."*

*"Don't be offended when people don't trust you or are afraid of you. You have more power than any student and it's not a value judgement when people are hesitant to work with you."*

*"I appreciate that you are all engaging in this survey. I hope that the results and learning from this survey are shared across local police departments. I can't imagine that all local law enforcement agencies are taking this approach to learning about their community perceptions. Most importantly, I hope that this allows for an opportunity for our agencies to learn, reflect, and grow. The question, "can being anti-racist and supporting the police" co-exist, really stood out for me....I believe it can. It seems that in our collective American history, race and policing have become enmeshed. However, currently, that is where we as a community have the opportunity to change...I think CSUF PD is doing great and I hope that you all, coming from an educational institution, can share and teach other community agencies your learning. Thank you for all you do."*

*"You should be there to ensure the safety and security of the students and staff on campus. Your thought should be to help these people, not violently enforce."*

*"CSUF police has ALWAYS been respectful and courteous to me. Thank you for your help!!!"*

*"There are concerns about racist behavior and hate groups where I live. They are very pro-Trump and expressive with messages/flags on trucks, their businesses and rallies. My family keeps a very low profile."*

*"I come from a privileged white background and was taught to respect and support the police. They were there to help. This perspective was reinforced when I worked as a nurse in the emergency department; I was often glad of police presence and support of staff when needed. So it was disconcerting to begin having less-than-positive interactions with police in my area (lack of respect, lack of listening). Over my 20 years at CSUF I have consistently had very positive responses and interactions with the CSUF PD and feel very safe on campus because of it. I am appalled at what has happened nationally. I had NO idea what the Black community was enduring and have learned that other groups can also be treated poorly. I have learned that where you live dictates, in great part, how the police react to certain crimes. It spurred me to become more informed and involved. I will be interested to see the results of this survey!"*

*"Be kind and be a human."*

*"I believe CSUF PD should be abolished in its entirety. When the murder happened last year, they were nowhere to be found, and instead were shooting an "educational police video." Very hypocritical to have this much police presence on campus, yet they didn't do anything to PREVENT crime. Cops don't prevent crime, but rather they encourage it by choosing what and WHO to criminalize. A few disgusting acts by CSUF PD that I have experienced was being told I needed to show ID at night, was seeing a cop checkout a student on campus and talk about her "ass" with their buddies (fellow cops), and a cop who stood on the 2nd floor of the TSU looking outwards towards the library in the window and stick his chest out like an OVERSEER. All of these experiences were traumatic, and further, perpetuate trauma onto our BIPOC students specifically. Cops are not needed, cops are not wanted."*

*"Work with students and the community to make a safer place for everyone."*

*"How does the CSUF PD feel about the perception of law enforcement? Just curious, if they have the same perception as the overall survey will indicate."*

*"I've had positive experiences with officers in the past. However, there have been moments in a situation when it made me question their training history. I do agree officers should earn a bachelor's degree before being able to call themselves an officer. I suggest the training camps should also have them finish a bachelor's degree at the same time. While doctors and nurses are accumulating medical hours, they are also taking courses to finish a degree. We wouldn't trust a doctor with an associate degree, why should we trust officers with one. If you are in a position of authority that says you are meant to save lives (i.e. officer, lawyer, doctor, etc.) then you should have at least a bachelor's degree, if not more education. If an officer wants to become a sheriff, they should go for their master's degree. If they want to become a lieutenant, maybe they should get their Ph.D. Doctors go to school for about 10 years before they are flying solo. Most individuals become an officer because they "aren't meant to sit in a classroom", therefore, they choose to be an officer because their requirements aren't much. Classes should include learning about the variety of communities in their area (LGBTQ, Homeless/runaways,*

*Autism Spectrum Disorders, etc.), and how to properly approach a situation in a calm manner if the situation is not violent. So many ideas, not one being taken into consideration.”*

*“It should be mandatory to take self-defense classes - learn to stop others without harm before resorting to it.”*

*“Improving hiring practices in Police Departments, so departments are more inclusive and equitable is the most important step for systematic changes in both policing practices and public perception.”*

*“To continue doing a great job. Many of us support our law enforcement.”*

*“CSUF PD has been overall a great police force.”*

*“Increase budgets for local PD.”*

*“There should be extensive, ongoing training on issues related to social justice, equity, discrimination, racism, anti-racism and anti-bias.”*

*“My encounters with police have been pleasant - even when I was receiving a speeding ticket or accident report. A friend of mine was on a Grand Jury several years ago and they did a study of OC police departments. The conclusion was that I am very fortunate indeed - Tustin and CSUF Police ranked the highest!”*

*“I think there is a way to police with compassion for people's situations. I think implicit bias training and learning to use tools to de-escalate before violence is used would help avoid many issues.”*

*“I would encourage the CSUF PD to continue building an alliance with the campus community and to perhaps send out mass emails of information to keep citizens informed of resources, issues, etc.”*

*“Do better.”*

*“Wish you all the best during these changing times.”*

*“Diversify your police officers.”*

*“I miss the coffee and donut events.”*

*“Keep up the good work.”*

*“Offering more events for the community to learn and get to know police officers could be beneficial. I believe that a lot of the stigma and connotations surrounding police officers can be attributed to the lack of interaction with law abiding and good officers. For example: coffee with a cop is a great idea.”*

*“I think CSUF PD is taking great strides, but I worry that it is all show. Police officers still have biases and that was showcased to me when a representative from the department presented to my department.”*

*“CSUF PD has excellent officers and I have always had a positive experience with them all.”*

*“I am a strong and staunch supporter of law enforcement. They have a challenging job. It is an extremely difficult job. It affects them emotionally, socially and personally. But they are not given the tools to succeed at the highest level. They are undertrained based on the challenges and requirements of the job. They are paid very well but I think it's too easy of a job to require. If you make it more challenging then*

*you will have better more grounded and mature people applying. That will change the culture of arrogance and entitlement that police show."*

*"Crime prevention means accepting imprisoning a certain amount of innocent people. No crime prevention is worth that. Also, practice jiu jitsu or another martial art and keep egos in check. Don't pull your service weapon in offense; live free or die."*

*"Please help assure the blue emergency stands work. I have tested some and they do not function properly."*

*"In all my interactions with the CSUF PD, from a long campus lock-down because of a fear of a shooter on campus to me accidentally setting off alarms in classrooms, I have always seen them act professionally and courteously. They were quick to respond, cool-headed, attentive, and treated everyone respectfully. The problems the police forces address are often bigger than them, and they often unjustly get the brunt of the blame. This said, bad apples every so often tarnish any profession. Policing is especially complex, often dangerous, and too often thankless. However, with the CSUF PD, I have never witnessed unprofessional behavior. They're good people, and they're pros, based on my experience interacting with them and observing them. Thank them for upholding high standards and for their service."*

*"Hope for the best relationships CSUF PD-CSUF community. I strongly support the PD when they do their job. I hold the PD accountable as I place myself accountable as a good citizen. Nonetheless, I believe there are many flaws in the criminal law system that need to be reformed and thoroughly considered."*

*"I'm a Registered Nurse (ER/ICU) and have always worked closely and supported the Police. Highly respected Men and Women."*

*"Police murders are a leading cause of death for black men- this is NOT something our society should ever tolerate. It is 100 % preventable. And anyone who's studied the history of policing critically - will see that police officers are designed to uphold our white supremacist capitalist structure. They are here to enforce the status quo and our enduring power struggles- including racial oppression. Police CANNOT be reformed! If we care about humanity, social justice and ending racism- we will work to dismantle policing permanently."*

*"I have and always will support police officers and the job they do."*

*"CSUF PD should always be available to escort students and not take a long time to do so. I waited over 25 minutes to be escorted to my car on Friday after 6 pm because my meeting ended at that time. No one came, so I decided to walk. Fortunately, I got there safe, but never again did I depend on CSUF PD."*

*"I would like to see more training in de-escalation instead."*

*"My biggest concern is that police are not equipped to de-escalate conflict, but rather have been trained to escalate, especially with people of color and those with mental health issues."*

*"While I have not had good experiences with police outside of school, the experiences I have had with CSUF PD have all been positive. The officers were very genial and respectful."*

*"I am not on campus very much due to teaching online, so I haven't recently had direct contact with CSUF police. I have had contact in the past, though. And I do appreciate the emails they send to keep faculty and staff informed of campus issues, etc."*

*"Don't racially profile."*

*"I think the CSUF PD for years has been excellent. I've appreciated them for years when I've been on campus. They've been respectful and helpful. Every interaction I've ever had with them over 20 years has been great. No complaints whatsoever."*

*"I support the police 100%. I would like to thank the police department for all they do, especially during times like this. Keep working hard. You are appreciated."*

*"I appreciate the CSUF PD and their dedication to our campus community's safety. Their officers and staff have always shown the best customer service and respect in my years at the university. I appreciate Chief Raymund Aguirre's efforts to listen rather than bulldoze conversations. He is a true servant leader who does the work and models it for his staff. Captains Willey, Jones, and Cleggett, are to be commended for managing many complex situations with little work with. From what I understand CSUF PD was already ahead of the game when it comes to engaging with the community and building relationships. Perhaps Fullerton PD and others can learn from them."*

*"Focus less on busting skateboarders and actually protect from attacks and robberies on campus/parking structures. Also, where was CSU PD when scammers were trying to force unaware students to fill out survey forms asking for personal information? I had several students say those scammers confronted them and made them uncomfortable."*

*"Police work is a high-risk job that not everyone is will to do. I am support[ive] of the police, but acknowledge that some individuals have caused them to have a bad rap (as can be said with any group)...I can't understand how defunding would be the answer if improvement is the goal."*